

02 tahoe power steering system diagram





02 tahoe power steering system diagram



CHEVROLET 2002 TAHOE AUTOMOBILE OWNER'S MANUAL

Speed-Sensitive Steering (If Equipped) This system varies the amount of steering effort proportionate to your vehicle speed. Page 224: Steering In Emergencies Suppose you're ...

[Straightening out GM electric power steering](#)

TSBs can be a real help for U-codes. TSB 07-02-32-007B: Diagnostic Tips for Power Steering Inoperative/Steering Wheel Hard to Turn, Power Steering Message Displayed on DIC, DTCs C0176, C0475, C0476, C0550, U2105, U2107 Set - Aug 6, 2009 provides



GM ELECTRONIC VARIABLE ORIFICE (EVO) STEERING ...

The "Electronic Variable Orifice" (EVO) steering system was introduced by General Motors. The vehicle's computer monitored vehicle speed and steering wheel action to activate and ...



CHEVROLET 2002 TAHOE AUTOMOBILE OWNER'S MANUAL

Steering Power Steering If you lose power steering assist because the engine stops or the system is not functioning, you can steer but it will take much more effort. Speed-Sensitive Steering (If Equipped) This system varies the



amount of steering effort proportionate to your vehicle speed.




POWER DISTRIBUTION - Chevrolet Tahoe 2002 - SYSTEM WIRING DIAGRAMS

List of elements for Power Distribution Wiring Diagram (4 of 4) for Chevrolet Tahoe 2002: (not used) A/c auxiliary blower motor resistor assembly Air temperature actuator Air temperature sensor Base Body control module (bcm) Body relay block (under side of of

[2002 Chevy Tahoe Steering System Parts](#)

Chevy Tahoe With Power Steering 2002, Power Steering Gear by Vision-OE®. 1 Piece. Steering gears, also known as recirculating ball gears or gear boxes, are used in the steering systems ...



A Beginner's Guide to Power Steering Pump Replacement

You can think of the power steering pump as the heart of your vehicle's power steering system. There are several types of power steering pumps, such as the rotary vane, roller, and slipper. While they differ in design, they all serve the same function in ...



Understanding the Basics: Electric Power Steering System Diagram ...

Electric power steering (EPS) is a modern technology that has replaced traditional hydraulic systems in many vehicles. This advanced system provides drivers with enhanced control and responsiveness, improving the overall driving experience. Understanding how



POWER DOOR LOCKS - Chevrolet Tahoe 2004 - SYSTEM WIRING DIAGRAMS

List of elements for Power Door Locks Wiring Diagram (1 of 2) for Chevrolet Tahoe 2004: (behind left side of dash) left i/p fuse block A12 B10 B12 Battery Body control module (on lower left side of dash, below steering column) Body relay block (under left side of

An in-depth look at the power steering system ...

The power steering system diagram typically includes several key components such as a pump, steering gear, control valve, and hydraulic fluid reservoir. The pump is driven by the engine and provides the hydraulic pressure needed to ...



[2002 Chevrolet Tahoe Parts](#)

Classic Industries offers a wide selection of Steering Components for your 2002 Chevrolet Tahoe. Classic Industries offers Center Drag Link, Idler Arms, King Pin Sets & Parts, Pitman Arms, ...





POWER SEATS - Chevrolet Tahoe 2007 - SYSTEM WIRING DIAGRAMS

List of elements for Front Heated Seats Wiring Diagram (1 of 2) for Chevrolet Tahoe 2007: Computer data lines system Driver cushion heated element Driver seat 2 cb3 25a Driver seatback heated element Elem cntrl G303 (near base of left "b" pillar) Gmlan Grd Hot



POWER DISTRIBUTION - Chevrolet Tahoe 2005 - SYSTEM WIRING DIAGRAMS

List of elements for Power Distribution Wiring Diagram (4 of 6) for Chevrolet Tahoe 2005: (left side of engine, compt, near battery) underhood fuse block (not used) 4.8l, 5.3l, 6.0l 8.1l C10 D10 E10 From ign 1 relay (diagram 3 of 6) Fuel injector 1 Fuel injector 2 Fuel

Need a close-up picture of power steering hose routing , Chevy ...

I have a 2000 chevy tahoe 4x4 5.3l with vacuum assist brakes NOT hydro boost. I just need a picture of the hose routing for the pressure line from the pump to the ...

TAX FREE

ENERGY STORAGE SYSTEM

Product Model
HJ-ESS-215A(100KW/215KWh)
HJ-ESS-115A(50KW 115KWh)

Dimensions
1600*1280*2200mm
1600*1200*2000mm

Rated Battery Capacity
215KWH/115KWH

Battery Cooling Method
Air Cooled/Liquid Cooled



2002 Chevy Tahoe Steering Parts , Columns, Racks, Pumps

Power steering systems depend on the hydraulic fluid circulated by the pump. When it's time to replace this vital part, Posted by Jose Luis (Accord, NY) / July 02, 2017 2004 Chevy Tahoe 2002 Chevy Tahoe Models 2002 Chevy Sonora LS 2002 Chevy Sonora



POWER DOOR LOCKS - Chevrolet Tahoe 2000 - SYSTEM WIRING DIAGRAMS

List of elements for Power Door Lock Wiring Diagram, New Style Uplevel for Chevrolet Tahoe 2000: (lower right side of dash) i/p junction block (upper left kick panel) 87a A12 B11 B12 Battery Body control module (on lower left side of dash, below steering column)



GENERAL MOTORS ELECTRONIC VARIABLE ORIFICE (EVO) STEERING SYSTEM

Use of this kit will allow the pump to function as a normal steering system would. This will make the steering feel "sportier" than it felt with the original EVO system. This pump, with the by-pass kit installed, will install the same as the OE unit and function as a. o

Understanding the Power Steering Schematic ...

Furthermore, understanding the power steering schematic diagram enables professionals to design and modify the power steering system to meet specific requirements or preferences. This can be particularly useful for custom vehicle ...



[2002 Chevrolet Tahoe fuse box diagram](#)

Retained Accessory Power, Power Mirrors, Power Door Locks, Power Seat(s) Fuse MAXI IGN B Ignition Switch Fuse MAXI RAP #2 Chevrolet Tahoe fuse box diagrams change across years, pick the right year of your vehicle: Doesn't match your car? Ask for



POWER SEATS - Chevrolet Tahoe LT 2013 - SYSTEM WIRING DIAGRAMS

List of elements for Climate Control Seats Wiring Diagram (1 of 2) for Chevrolet Tahoe LT 2013: (front passenger's seat harness, approximately 15 cm from lumbar motor breakout) B10 B12 Computer data lines system Cooled seats fuse 30a Ddm fuse 15a Driver



Understanding the Power Steering System in a Chevy: A Comprehensive Diagram

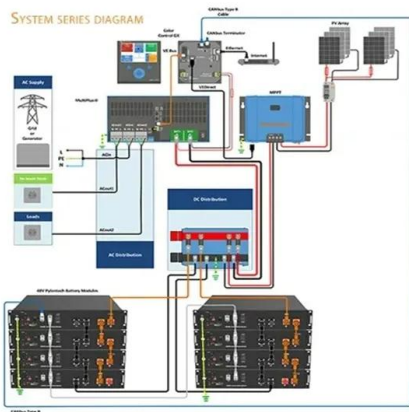
Learn about the power steering diagram for a Chevy vehicle and how it works. Find diagrams and explanations for all parts of the power steering system. Power steering is a vital component of any car, including Chevy vehicles. It allows drivers to effortlessly maneuver

Understanding the 2005 F150 Power Steering System: A Comprehensive Diagram

Find a detailed diagram of the power steering system for a 2005 Ford F150 truck. Understand the components and how they work together to provide smooth steering. Troubleshoot any issues with your power steering using this helpful diagram.



LFP 48V 100Ah



power steering hose replacement , Chevy TrailBlazer, TrailBlazer ...

there are actually 3 different power steering hoses in the system. line #7 in the schematic high pressure line (runs between power steering pump, often referred to as the "gear" or "gearbox pump", and power steering rack). both ends have hard lines with *seals.



How Does Power Steering Work? (With Example Diagrams)

Hydraulic Power Steering An example of a hydraulic power steering pump diagram. Many vehicles on the road today still have hydraulic power steering. The design uses an engine-driven pump and hydraulic fluid to provide steering assist. A typical hydraulic system



[2002 Chevrolet Tahoe Parts](#)

Classic Industries offers 2002 Chevrolet Tahoe Steering Components. Trustpilot 1.800.854.1280 0 Shopping Cart 0 SUBTOTAL Idler Arms, King Pin Sets & Parts, Pitman Arms, Power Steering System, Rack & Pinion, Steering Arms, Steering Box Steering

TRANSMISSION - Chevrolet Tahoe 2011 - SYSTEM WIRING DIAGRAMS

List of elements for 5.3L VIN 0, A/T Wiring Diagram (1 of 2) for Chevrolet Tahoe 2011: (except hybrid: engine harness, approximately 15 cm from engine control module connector breakout) (hybrid: lower left front of engine block) (except hybrid: front of right cylinder

Lithium battery parameters

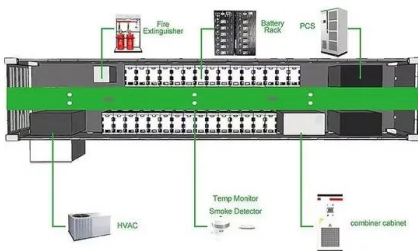
Product capacity: 100Ah

Product size: 135*197*35mm

Product weight: 1.82kg

Product voltage: 3.2V

internal resistance: within 0.5




Power Steering Pump Replacement Chevrolet Tahoe, Suburban ...

In this video we show how to replace a failing power steering pump in a 2000-2006 Chevrolet Tahoe, Suburban, Silverado. If you have an Thank you for watching.



Understanding the Components: A Comprehensive Power Steering Parts Diagram

Explore a comprehensive power steering parts diagram to understand the functioning and components of your vehicle's power steering system. Learn about the various parts, such as the power steering pump, fluid reservoir, steering gear, and hoses, and how they work together to provide smooth and effortless steering.



Understanding the Chevy Power Steering Hose ...

The key components of the Chevy power steering system include the power steering pump, steering gear, fluid reservoir, hoses, and the power steering fluid itself. The power steering pump is driven by the engine and generates ...

[A Visual Guide to 2002 Chevrolet Tahoe Parts](#)

Power Steering Pump: The power steering pump assists in providing easy steering control. If you encounter difficulties in steering your Tahoe, the power steering pump may need attention. By ...



GROUND DISTRIBUTION - Chevrolet Tahoe 1999 - SYSTEM WIRING DIAGRAMS

List of elements for Ground Distribution Wiring Diagram (3 of 4) for Chevrolet Tahoe 1999: (i/p harness, approx 12 cm from i/p cluster breakout) (inside left front door harness, 8 cm from tweeter speaker breakout) (left seat harn, approx 5 cm from power seat lumbar



Contact Us

For catalog requests, pricing, or partnerships, please visit:
<https://vdbconstruction.co.za>