

2020 renewable energy industry





2020 renewable energy industry



[Renewables 2024 - Analysis](#)

This edition of the IEA's annual Renewables market report provides forecasts for the deployment of renewable energy technologies in electricity, transport and heat to 2030, while also exploring key challenges facing the industry and identifying barriers that are




[2020 renewable energy industry outlook](#)

Midyear 2020 renewable energy industry outlook
Second half of 2020: Moving ahead one step at a time
The latter half of 2020 could be crucial for the short-term renewable energy pipeline, ...

[Renewable Energy Statistics 2020](#)

nearest one MW/GWh, with figures between zero and 0.5 shown as a 0 the balances, renewable electricity trade is calculated based on the share of renewables in total production. Data have been obtained from a variety of sources, including: the IRENA



Investment in renewable energy needs to triple, say IEA , World

Investment in renewable energy needs to triple, say the IEA. The agency say that this is needed to effectively fight climate change and control energy markets. Fossil fuels ...



2MW / 5MWh
Customizable



Renewables - Global Energy Review 2020 - Analysis

We estimate that total global use of renewable energy will rise by about 1% in 2020. Despite supply chain disruptions that have paused or delayed activity in several key regions, the ...

2021 renewable energy industry outlook

2021 renewable energy industry outlook 6 Wind is going offshore The wind industry's frontiers are expected to increasingly move offshore in 2021. After entering 2020 on a wave of supportive state and federal policy initiatives, the US offshore wind industry



TAX FREE

Product Model
HJ-ESS-215A(100KW/215KWh)
HJ-ESS-115A(50KW 115KWh)

Dimensions
1600*1280*2200mm
1600*1200*2000mm

Rated Battery Capacity
215KWH/115KWH

Battery Cooling Method
Air Cooled/Liquid Cooled

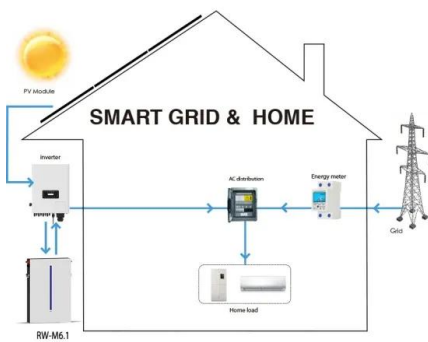
2020 renewable energy industry outlook

2 At the end of 2019, we produced our 2020 outlook for the renewable energy industry. Given the disruption and impact caused by COVID-19, we've evaluated the key trends, challenges, and opportunities that may affect your business and influence your strategy for



Renewable Energy Prospects: South Africa

With renewable power, heat and fuels all factored in, renewables could provide 23% of South Africa's total final energy consumption in 2030, up from just 9% overall in 2015. This Remap study, IRENA's renewable energy roadmap programme to scale up renewables, recommends the following key actions be taken:

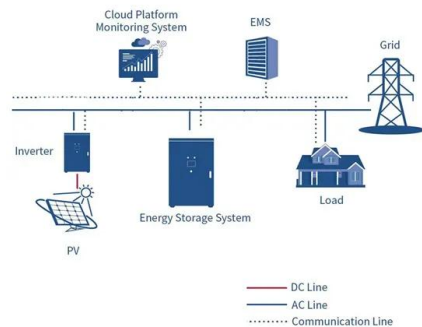
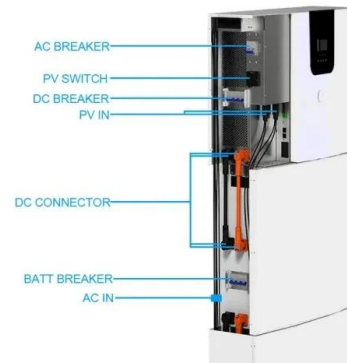


Renewable energy statistics 2020

Renewable Energy Statistics 2020 provides data sets on power-generation capacity for 2010-2019, actual power generation for 2010-2018 and renewable energy balances for over 130 countries and areas for 2017-2018.

Renewable energy in the U.S.

In 2023, renewable energy consumption reached roughly 8.2 quadrillion British thermal units. The United States is expected to continue increasing its renewable energy consumption in the following



Global Renewables Outlook: Energy Transformation 2050 Summary

Chapter 2 highlights the global socio-economic implications of the energy transformation using the indicators GDP, employment and welfare. Chapter 3 outlines regional techno-economic ...



Global Renewables Outlook: Energy Transformation 2050 Summary

IRENA (2020), Global Renewables Outlook: Energy transformation 2050 (Edition: 2020), International Renewable Energy Agency, Abu Dhabi. ISBN 978-92-9260-238-3 (for the full report cited above)



[2020 renewable energy industry outlook](#)

2020 renewable energy industry outlook , 53 Grid resiliency Growing resiliency imperative may mean an increasing role for renewables and storage The increase in severe weather events across the country, from hurricanes and floods to wildfires, has caused longer



[Key World Energy Statistics 2020 - Analysis](#)

Key World Energy Statistics 2020 - Analysis and key findings. A report by the International 2018 data. Sources: IEA, World Energy Statistics, 2020; IEA, Renewables Information, 2020; IEA, Renewable Energy Market Update. Net installed capacity GW 184.



[2020 renewable energy industry outlook](#)

Oil, gas and chemicals outlook for 2020 , 2 Renewable energy industry primed for continued growth For the first time ever, in April 2019, renewable energy outpaced coal by providing 23 percent of US power generation, compared to coal's 20 percent share.1





Renewable Energy Growth Rate Up 45% Worldwide In 2020; IEA ...

The IEA predicts large capacity gains in renewable energy will become the "new normal" in 2021 and 2022, with increases similar to 2020's record total. An unprecedented amount of renewable power



Renewables - Global Energy Review 2020 - Analysis

Renewable electricity has been largely unaffected while demand has fallen for other uses of renewable energy. In Q1 2020, However, the impacts on the renewable energy industry could be very large, as the regions most affected by the Covid-19 crisis could

Renewables - Global Energy Review 2020 - Analysis

In Q1 2020, the global use of renewable energy was 1.5% higher than in Q1 2019. The increase was driven by a rise of about 3% in renewable electricity generation after more than 100 GW of solar PV and about 60 GW of wind power projects were completed in



Australian Energy Statistics 2020 Energy Update Report

Australian Energy Update 2020 vi Figures Figure 2.1: Australian energy intensity and energy productivity 6 Figure 2.2: Australian energy consumption, by fuel type 8 Figure 2.3: Australian natural gas flows, petajoules, 2018-19 9 Figure 2.4: Australian energy



Renewables became the second-most prevalent U.S. electricity source in 2020

In 2020, renewable energy sources (including wind, hydroelectric, solar, biomass, and geothermal energy) generated a record 834 billion kilowatthours (kWh) of electricity, or about 21% of all the electricity generated in the United States. Only natural gas (1,617 billion kWh) produced more electricity than renewables in the United States in 2020.



Explaining the Exponential Growth of Renewable Energy

2020: Renewable energy remains resilient despite the COVID-19 pandemic. During the pandemic the global use of coal, non-linear change is a powerful force. If we time-traveled to a decade ago, energy industry experts would be shocked to hear how much

Renewables 2020

In May 2020, the IEA market update on renewable energy provided an analysis that looked at the impact of Covid-19 on renewable energy deployment in 2020 and 2021. This early assessment showed that the Covid -19 crisis is hurting - but not halting - global



Global Renewables Outlook: Energy transformation 2050

The Global Renewables Outlook shows the path to create a sustainable future energy system. This flagship report highlights climate-safe investment options until 2050, the policy framework needed for the transition ...



[Global Energy Perspective 2023 , McKinsey](#)

The Global Energy Perspective 2023 offers a detailed demand outlook for 68 sectors, 78 fuels, and 146 geographies across a 1.5 pathway, as well as four bottom-up energy transition scenarios with outcomes ranging in a ...



[Global overview - Renewables 2024 - Analysis](#)

Renewables 2024 - Analysis and key findings. A report by the International Energy Agency. In 2030, variable renewables account for two-thirds of global renewable electricity generation, rising from less than 45% today. Over the forecast period, the share of solar PV

[2020 renewable energy industry outlook](#)

2020 renewable energy industry outlook , 42 New opportunities The door is ajar for new offshore wind opportunities and may open wider in 2020 After a spate of state and federal policy initiatives sparked the US offshore wind industry in 2018-2019, several new



[India's Renewable Energy Growth: Solar Power](#)

*The Rajasthan government signed an MoU with NTPC Green Energy for 28,500 MW of renewable energy-based projects, as part of the total 31,825 MW of power generation projects worth Rs 1.6 lakh crore (US\$ 19.18 ...



[2023 renewable energy industry outlook](#)

As the renewable energy industry heads into 2023, soaring demand and attractive, long-term incentives are creating strong tailwinds, but this momentum could be tempered by some of the same headwinds the sector encountered in ...



[Covid-19 impact on renewable energy growth](#)

Like other industries, renewables are exposed to new risks from Covid-19, varying significantly by market sector and technology. On 5 April 2020, global lockdown measures had reached a peak with over 4.2 billion people - more than half of the global population

Germany 2020 - Analysis

Germany 2020 - Analysis and key findings. A report by the International Energy Agency. To date, Germany's Energiewende is clearly visible in electricity generation, where it has been effective in increasing renewable electricity generation.



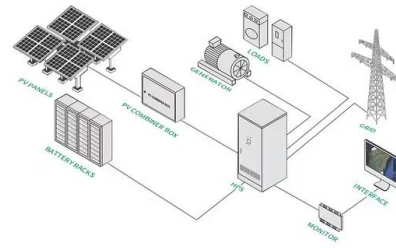
[Chart: Renewable Energy Boomed In 2020](#)

Renewable power generation grew at the fastest rate for two decades in 2020 according to a new report from the International Energy Agency. 278 gigawatts of capacity was ...



Renewables 2022 - Analysis

Renewables 2022 is the IEA's primary analysis on the sector, based on current policies and market developments. It forecasts the deployment of renewable energy technologies in electricity, transport and heat to 2027 while also exploring key challenges to the



Contact Us

For catalog requests, pricing, or partnerships, please visit:
<https://vdbconstruction.co.za>