

# Australia renewable energy 2020





## Overview

---

In 2001, a is introduced to encourage large-scale renewable energy development. In 2007, several reports have discussed the possibility of Australia setting a renewable energy target of 25% by 2020. Combined with some basic energy efficiency measures, such a target could deliver 15,000 MW new renewable power capacity, \$33 billion in new investment, 16,600 n.



## Australia renewable energy 2020

---




### [Australian Energy Update 2024](#)

Australian Energy Update 2024 energy.gov 1 Executive summary o Australia's energy consumption grew 2 per cent in 2022-23, after 3 years of decline o Over two-thirds Australian energy production is exported, including most coal and gas o Renewable

### **Australia sets new renewables records in 2020 , Ministers for the**

Australia strengthened its position as a renewable energy powerhouse in 2020. The Clean Energy Regulator estimates that a record 7.0 gigawatts (GW) of new renewable ...



### [CLEAN ENERGY AUSTRALIA REPORT 2022](#)

The Australian renewable energy industry accounted for 32.5 per cent of Australia's total electricity generation in 2021, which represented an increase of almost 5 percentage points compared to 2020. In the past five years, the proportion of Australia's electricity that

### **Annual Report**

Alex Campbell tells us why long duration energy storage is an important foundation to Australia's clean energy transition. About ARENA We support the global transition to net zero emissions by accelerating the pace of pre ...



### Australian Energy Statistics 2021 Energy Update Report

Australian Energy Update 2021 vii Figure 5.1: Ten year average energy consumption growth rates and 2019-20 movement, selected sectors 38 Figure 5.2: Sales of refined products, by selected product 39 Figure 5.3: Monthly aviation passenger numbers, domestic

### Australia: renewable electricity from wind energy 2023

In 2023, around 31.8 thousand gigawatt hours of electricity were generated from wind-powered renewable energy sources across Australia. Skip to main content Statista Logo



### Australia: renewable energy capacity 2023 , Statista


In 2023, Australia's total renewable energy capacity amounted to approximately 54.3 thousand megawatts, representing the highest value recorded in the reported period. Premium Statistic Global





## Market, investment and grid , Clean Energy Council

Renewable energy in Australia is booming. Learn about current and future projects supplying clean, affordable power to the electricity market, and track Australia's progress to net zero. Advocacy Our mission is accelerate towards a clean energy future, laying



## Energy Account, Australia, 2020-21 financial year

Australia's net energy supply decreased by 6.9% in 2020-21 to 23,930 PJ. Energy exports decreased by 7.0% to 18,338 PJ. Household energy end use remained steady at 1,215 PJ. Industry energy end use decreased by 4.3% to 2,676 PJ. Renewable energy

## Australian electricity generation renewable sources

The figure shows Australian electricity generation from renewable sources in gigawatt hours from 1998-99 to 2022-23. Generation from renewables has increased significantly over the past decade. The composition ...



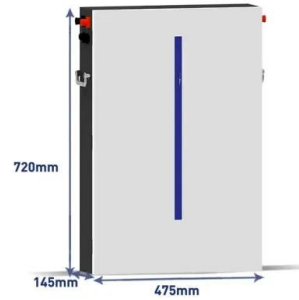
## [Australia Renewable Energy](#)

The growth in the renewable energy sector in Australia over the past five years has been significant. The industry passed a significant milestone in 2020; renewable energy was responsible for 27.7% of Australia's total electricity generation. It was the first time that



### [Australian Energy Update 2020](#)

Australian Energy Statistics 2020 Energy Update Report 1.92 MB  
Guide to the Australian Energy Statistics 2020 843.79 KB  
Guide to the Australian Energy Statistics 2020 842.86 KB  
Australian Energy Update 2020 data for charts 323.35 KB  
Table A 69.49 KB



### [Renewable Energy in Australia](#)

failing to source a certain percentage of their energy needs from renewable sources. The aim of achieving 23.5 per cent renewable energy (equivalent to 33,000 gigawatt hours) by 2020 was met ahead of time, with Australia's Clean Energy Regulator approving the

### [Australia Renewable Energy](#)

The Australia Renewable Energy Market size in terms of installed base is expected to grow from 51.41 gigawatt in 2024 to 89.03 gigawatt by 2029, at a CAGR of 11.61% during the forecast period (2024-2029). Key Highlights Over the medium term, the prominent



### [The electricity market in transition](#)

electricity being met by renewable generation by 2020. It has a broader target for the ACT to be carbon neutral by 2045. > The South Australian Government is targeting 100% net renewable energy generation by 2030. It has also announced plans to achieve



## Australia is the runaway global leader in building new renewable energy

In Australia, renewable energy is growing at a per capita rate ten times faster than the world average. Between 2018 and 2020, Australia will install more than 16 gigawatts of wind and solar, an

Our Lifepo4 batteries can be connected in parallels and in series for larger capacity and voltage.



### Overview

Welcome to the fourth edition of Geoscience Australia's assessment of Australia's Energy Commodity Resources (AECR 2024). AECR 2024 provides resource estimates of the nation's non-renewable energy commodity resources, including oil, gas, coal uranium

### [Renewable energy in Australia](#)

Australia has ambitious goals of becoming a "Renewable Energy Superpower", as recently announced along with a 22.7 billion Australian dollar package to develop the nation's industrial and



### Australia sets new renewables records in 2020 , Ministers for the

Australia strengthened its position as a renewable energy powerhouse in 2020. The Clean Energy Regulator estimates that a record 7.0 gigawatts (GW) of new renewable capacity was installed last year. This is 11 per cent higher than the previous record set in 2019 ( 6.3 GW ) and more than the entire renewable capacity installed under the previous Labor ...



### Australian Energy Statistics 2020 Energy Update Report

Foreword. The way we supply and use energy in Australia continues to change. This includes changes in the type of energy we use, how we use it and where it comes from, as new ...



### Renewables

Renewable energy sources accounted for 9% of Australian energy consumption in 2022-23. Renewable electricity generation has more than doubled over the last decade, but combustion of biomass such as firewood and bagasse (the ...

### [Australian Renewable Energy Agency \(ARENA\)](#)

We fund projects that can help accelerate renewable energy in Australia. Explore Projects. Our projects span from early stage research in the lab, to demonstration projects in the field. Gain Knowledge. Our Knowledge Bank provides ...



### [Australian Energy Statistics . energy.gov](#)

Australian Energy Update 2022 - report and dataset for 2020-21 Australian Energy Statistics, Table O Electricity generation by fuel type 2020-21 and 2021 - data on Australia's electricity generation Australian Energy Update 2021 - report and dataset for 2019



### Development of Renewable Energy Zones in the NEM

The Australian Renewable Energy Agency (ARENA) engaged Baringa Partners, in partnership with DlgSILENT Pacific, 08 July 2020 About ARENA We support the global transition to net zero emissions by accelerating the pace of pre-commercial innovation



### News

Read about all the renewable energy news in the form of ARENA media releases and submissions. Media contact: Anna Whitelaw on (02) 6159 7992. ARENA acknowledges the traditional custodians of Country across Australia and their continuing connection to

### State of total renewables , Clean Energy Regulator

In January 2024, the AEMO released the Quarterly Energy Dynamics (QED) report for Q4 2023. The report highlighted many records related to renewables in the NEM were broken in Q4 2023. On 24 October 2023, the maximum instantaneous share of renewable




### Australian Energy Statistics 2020 Energy Update Report

to July 2020 22 Figure 3.1: Australian energy balance 24 Figure 3.2: Australian energy production, by fuel type 25 Figure 3.3: Australian electricity generation 26 Figure 3.4: Australian electricity generation, by industry, 2018-19 27 Figure 3.5: Australian



### Renewable Energy Investment in Australia , Bulletin - March 2020

In 2001, a mandatory renewable energy target is introduced to encourage large-scale renewable energy development. In 2007, several reports have discussed the possibility of Australia setting a renewable energy target of 25% by 2020. Combined with some basic energy efficiency measures, such a target could deliver 15,000 MW new renewable power capacity, \$33 billion in new investment, 16,600 n...



### CLEAN ENERGY AUSTRALIA

emissions reduction and renewable energy policies, including a 50 per cent renewable energy target by 2030. In comparison, the Coalition offered little in the way of renewable energy policy ...

### [ANNUAL REPORT Annual Report](#)

At 30 June 2021, ARENA had committed \$1.77 billion to 602 renewable energy projects across Australia, which has leveraged nearly \$6 billion in additional private and public sector ...



### Renewable Energy Australia , Clean Energy Council

This year's comprehensive overview of the Australian clean energy sector found that renewables overall accounted for nearly 40 per cent of Australia's total electricity supply, while figures for generation capacity added were strong at 5.9 GW.



## Renewable Energy Target , Clean Energy Regulator

The RET sets a target to deliver an extra 33,000 gigawatt-hours (GWh) of electricity from renewable sources every year from 2020 to 2030. The RET creates a market to incentivise the generation and use of renewable ...



## Contact Us

---

For catalog requests, pricing, or partnerships, please visit:  
<https://vdbconstruction.co.za>