

Basic components of fluid power system





Overview

A fluid power system has a pump driven by a prime mover (such as an electric motor or internal combustion engine) that converts mechanical energy into fluid energy. Pressurized fluid is controlled and directed by valves into an actuator device such as a cylinder, to provide linear motion, or a motor, to provide rotary motion. Rotary motion may be continuous or confined to less than one revolution.

What is a fluid power system?

It is measured in foot pounds. Hydraulic and pneumatic pumps produce work to be used within the fluid power system. Given a specific motor torque and motor RPM, specifies energy usage or horsepower requirement. Fluid power is all about moving energy from one location to another. Energy is the ability to do work.

What are the characteristics of fluid power systems?

Due to differing tasks and working environments, the characteristics of fluid power systems are different for industrial and mobile applications (Lambeck, 1983). In industrial applications, low noise level is a major concern. Normally, a noise level below 70 dB is desirable and over 80 dB is excessive.

What can students learn from fluid power?

After this lesson, students should be able to: Identify devices that utilize fluid power. Identify and explain basic components and functions of fluid power devices. Differentiate between the characteristics of pneumatic and hydraulic systems. Calculate values in a fluid power system utilizing Pascal's law.

How does a fluid power system work?

Fluid power systems perform work by a pressurized fluid bearing directly on a piston in a cylinder or in a fluid motor. A fluid cylinder produces a force resulting in linear motion, whereas a fluid motor produces torque resulting in rotary motion. Within a fluid power system, cylinders and motors (also called actuators) do the desired work.



What are the components of a hydraulic system?

This group of components provide the fluid power to a hydraulic or pneumatic system. Examples include hydraulic pumps, pneumatic compressors, hydraulic cartridge valves and pneumatic valves.

What types of fluids are used in hydraulic power systems?

Many types of fluids, e.g., mineral oils, biodegradable oils, and water-based fluids, are used in fluid power systems, depending on the task and the working environment. Ideally, hydraulic fluids should be inexpensive, noncorrosive, nontoxic, noninflammable, have good lubricity, and be stable in properties.



Basic components of fluid power system



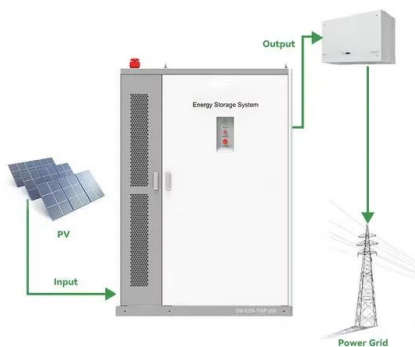
Fluid power

Overview
Elements
Hydraulic pumps
Characteristics
Application
Pneumatic and hydraulic systems compared
Common hydraulic circuit application
Electrical control

A fluid power system has a pump driven by a prime mover (such as an electric motor or internal combustion engine) that converts mechanical energy into fluid energy. Pressurized fluid is controlled and directed by valves into an actuator device such as a hydraulic cylinder or pneumatic cylinder, to provide linear motion, or a hydraulic motor or pneumatic motor, to provide rotary motion or torque. Rotary motion may be continuous or confined to less than one revolution.

Chapter 2 Fluid Power Systems

involved in basic fluid power systems. Describe the similarities and differences of hydraulic and pneumatic systems. Basic System Components
Fluid maintenance group - Maintains system fluid by removing dirt, moisture, and excessive heat -
Filters and



Fundamentals of Fluid Power

Learn the benefits and limitations of fluid power, how to analyze fluid power components and circuits, and how to design and simulate fluid power circuits for applications. In this course, you will be introduced to the fundamental principles and analytical modeling of fluid power components, circuits, and systems.



[Hydraulics Chapter 2 Flashcards](#)

Study with Quizlet and memorize flashcards containing terms like Tasks, energy conversion, actuator, storing fluid, remove dirt and contaminants, maintain operating temperature and more. The power unit for basic fluid power systems consists of five components.



[Chapter 10: Fluid Power Systems](#)

10.6 Fluid Power Systems Control System Steady-State Characteristics o System Dynamic Characteristics o E/H System Feedforward-Plus-PID ControlCarroll E. Goering o E/H System Generic Fuzzy Control 10.7 Programmable Electrohydraulic Valves 10.1

Fluid Power Systems 15ME72 MODULE 1: INTRODUCTION TO FLUID POWER ...

Fluid Power Systems 15ME72 Department of Mechanical Engineering, PACE, Mangaluru 2 There are six basic components required in a hydraulic system: 1) A tank (reservoir) to hold the hydraulic oil. 2) A pump to force the oil through the system. 3) An



[Hydraulics 101: A Complete Guide](#)

Key Components of Hydraulic Systems Reservoir: This is the fluid's starting point, storing the hydraulic oil. Pump : The pump draws fluid from the reservoir and sends it under pressure through the system.



- LIQUID/AIR COOLING
- ON GRID/HYBRID
- PROTECTION IP54/IP55
- BATTERY /6000 CYCLES



Fluid power

A fluid power system has a pump driven by a prime mover (such as an electric motor or internal combustion engine) that converts mechanical energy into fluid energy, Pressurized fluid is controlled and directed by valves into an actuator device such as a hydraulic cylinder or pneumatic cylinder, to provide linear motion, or a hydraulic motor or pneumatic motor, to ...

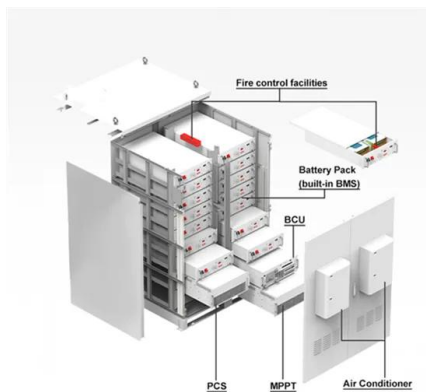


Chapter 10: Fluid Power Systems

fluid power system typically consists of a hydraulic pump, a line relief valve, a proportional direction control valve, and an actuator (Fig. 10.1). Fluid power systems are widely used on ...

UNIT - I

COMPONENTS OF A FLUID POWER SYSTEM:
Hydraulic System: There are six basic components required in a hydraulic system: 1) A tank (reservoir) to hold the hydraulic oil. 2) A pump to force the oil through the system. 3) An electric motor or other power



Chapter 2 Fluid Power Systems

Chapter 2 Fluid Power Systems The Basic System
1 Objectives . Exppplain the functions of fluid power systems. . Identify the basic Int. J. Mech. Eng. & Rob. Res. 2013 Manar Abd Elhakim Eltantawie, 2013 ISSN 2278 - 0149 Vol. 2, No. 1



Fluid Power System Online Notes, Objective and Interview Questions

Fluid power is the technology that deals with the generation, control and transmission of forces and movement of mechanical element or system with the use of pressurized fluids in a confined system. Both liquids and gases are considered fluids.

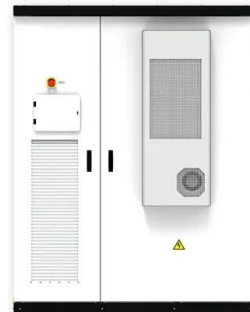


FUNDAMENTALS OF FLUID POWER CONTROL

electrical components, and they almost always have a more competitive power-weight ratio than electrically actuated systems. Fluid power systems have the capability to control several ...

Introduction to Fluid Systems 101

Introduction to Fluid Systems provides a comprehensive overview of fluid power transmission and fluid power systems. Fluid systems use pressurized fluid to transmit energy. Hydraulic systems use liquids and pneumatic systems use gases. All fluid systems rely on the same basic components for power transmission, but the specific kinds each type of system uses varies. ...



770002 FLUID POWER I

This is a course of study in the basic fluid power principles and components of fluid power systems. COURSE GOALS This course will: 1. Identify basic fluid power operating principle and understand terminology used. 2. Identify basic fluid power symbols and 3.



Hydraulic System and its Components

Fig 1 Principle of hydraulic system Hydraulic oil also known as hydraulic fluid is the medium by which power is transferred in the equipments of the hydraulic system. It has the main purpose of transferring potential or kinetic energy (pressure and movements), create



Basic Diagrams and Systems

Basic Diagrams and Systems In the preceding chapters, you learned about hydraulic and pneumatic fluids and components of fluid power systems. While having knowledge of system components is essential, it is difficult to ...

Fluid Power

Fluid Power o Fluid power is the technology that deals with the generation, control and transmission of forces and movement of mechanical element or system with the use of pressurized fluids in a confined system. o Both liquids and gases are considered fluids.



Basic Components of Hydraulic System , Engineering Arena

A hydraulic system which is also known as a fluid power system is a power system in which transmission of power takes place through a fluid medium. In this post, we are going to discuss the basic components of Hydraulic system.





1.1 Introduction to Fluid Power Systems - Hydraulics and ...

Describe the purpose of a fluid power system. Differentiate between fluid power systems and mechanical or electrical systems. Differentiate between hydraulic and pneumatic systems with ...




Fluid Power Systems

Ability of pressurized fluids to transmit force over long distances, it is not surprising that fluid power systems built using fluid as a mechanical power-conducting media. A "spool" valve is a special type of flow-directing valve used in pneumatic and hydraulic systems to direct the pressurized fluid to different locations.

Hydraulic Systems and Their Components: An Overview

Every system that transfers energy using pressurized incompressible hydraulic fluids is a hydraulic system, and that power is controlled and flexible for the work needed. Through the application of Pascal's Law, hydraulic power enables the operator to accomplish significant work with a minimum investment.



LFP12V100



Basic Fluid Power Components

Abstract. This circulates the fluid around the system and provides the pressure necessary to overcome the load at its outlet port. All pumps used in hydrostatic systems are positive ...



Basic Fluid Power Components

This circulates the fluid around the system and provides the pressure necessary to overcome the load at its outlet port. All pumps used in hydrostatic systems are positive-displacement, i.e. a definite volume of pumping chamber is swept out for every revolution of



Principles of Hydraulic and Pneumatic Systems

The basic components of a fluid power system are essentially the same, regardless of whether the system uses hydraulic or pneumatic medium. The basic components are as follows:

- o Reservoir
- o Pumps
- o Strainers and filters
- o Valve Types
- o Actuators
- o Motors

Components of a Power System (With Diagram) , Electrical Engineering

Major components of a power system are- synchronous generators, synchronising equipment, circuit breakers, isolators, earthing switches, bus-bars, transformers, transmission lines, current transformers, potential transformers, relay and protection equipment, lightning arresters, station transformer, motors for driving auxiliaries in power station. Some of the components will be ...



Fluid power systems and components -- Cylinders -- Basic ...

Fluid power systems and components -- Cylinders -- Basic series of piston strokes 1 Scope This International Standard specifies the preferred series of piston strokes for application to single-acting and double-acting fluid power cylinders. These strokes are mainly



**Efficient
Higher Revenue**

- Max. Efficiency 97.5%
- Max. PV Input Voltage 600V
- 150% Peak Output Power
- 2 MPPT Trainers, 150% DC Input Overvoltage
- Max. PV Input Current 15A, Compatible with High Power Modules

**Intelligent
Simple O&M**

- IP66 Protection Degree: support outdoor installation
- Smart I-V Curve Diagnostic function locates PV string faults accurately and automatically detect faults
- DC & AC Type-II SPDs prevent lightning damage
- Battery Reverse Connection Protection

**Flexible
Abundant Configuration**

- High & Plus SPD Switching Under 10ms
- Compatible with Lead acid and Lithium Batteries
- Max. 6 units Inverters Parallel
- AFCI Function (Optional): when an arc fault is detected the inverter immediately stops operation

Fundamentals of Fluid Power

Fluid power is a term that describes the generation, control, and application of smooth, effective power of pumped or compressed fluids (either liquids or gases) to provide force and motion to ...



PUSUNG-R (Fit for 19 inch cabinet)



Unit 2: Fluid Power Systems Knowledge Check Flashcards

Study with Quizlet and memorize flashcards containing terms like The basic power unit of a fluid power system consists of the prime mover, pump, mechanical coupler, fluid conductors, and a(n) ____. The operating speed of a fluid power system is adjusted by the ____. Dirt and moisture is removed from a fluid power system by a ____ and more.

Fundamentals of Fluid Power

Learn the benefits and limitations of fluid power, how to analyze fluid power components and circuits, and how to design and simulate fluid power circuits for applications. In this course, you ...

50KW modular power converter



- Flexible Configuration**
- Modular Design, Expanding as Required
 - Slim/light, Wall Mounted
 - Installed in Parallel for Expansion



- Powerful Function**
- Support PV+ESS
 - Grid Support, Equipped with DVG Technology
 - On-Grid and Off-Grid Operation



- Reliable Protection**
- Outdoor IP65 Design
 - Sufficient Protection Functions Equipped



A Guide to Basic Components in Modern Fluid Power Systems

Today's hydraulic and pneumatic systems are comprised of various components, enabling them to perform a range of machine functions. Greater integration of controllers, sensors and other ...

Contact Us

For catalog requests, pricing, or partnerships, please visit:
<https://vdbconstruction.co.za>