

Blink camera system power block no working





Overview

Check the LED light and Wi-Fi connection strength Try power cycling the device Try resetting the Sync Module and camera Reset the Wi-Fi router and reconnect Try using an alternative power method Why is my Blink camera not working?

If your Blink camera isn't working or responding, there are several common issues you might be experiencing. One of the most frequent problems is camera connectivity. This can occur when your camera is not properly connected to your home network or if there are issues with the Wi-Fi signal strength in the area where the camera is installed.

How do I troubleshoot a blink camera?

To troubleshoot this issue, make sure that your camera is within range of your router and try resetting both the camera and the router. Another common problem with Blink cameras is recording issues. Sometimes, cameras fail to record videos or capture motion events properly.

What are some common problems with Blink cameras?

Another common problem with Blink cameras is recording issues. Sometimes, cameras fail to record videos or capture motion events properly. This could be due to insufficient battery power or an incorrectly configured storage setting.

How do you power cycle a blink camera?

Similar to when you power cycled the Wi-Fi router and Sync Module, power cycling the Blink camera involves temporarily cutting the camera's power source. If it's powered by batteries, take them out for about 5 seconds, then put them back in.

Why is my Blink camera unresponsive?

If your Blink camera is unresponsive, it could be due to a variety of reasons. 1. Start by checking the camera's power source, ensuring that the batteries are



charged or the power cable is properly connected. 2. Also, verify that your Wi-Fi network is functioning correctly, as a loss of connectivity can make the camera unresponsive. 3.

Why is my Blink camera offline?

If you receive a Camera is offline message on your Blink app home screen, it means the Blink servers lost. If one of your Blink cameras isn't responding, you may see error messages such as "Camera Busy" or "Thumbnail. If your Mini camera is not connecting to the Wi-Fi during setup or frequently disconnects from your Wi-Fi network.



Blink camera system power block no working



[How to Fix Blink Camera Not Working?](#)

Perform a camera reset: Some Blink camera models may require a reset after a battery change to sync with the new power source. Update the camera firmware: Ensure your Blink camera has the latest firmware installed, ...

Blink Camera Not Working?! Watch the How-To Guide to Fix It

Are you frustrated because the Blink camera in your home isn't working? Before giving up, know that there is a setting to enable and fix this issue. *Get Bli



Blink Camera Is Not Working After Replacing The Batteries (How ...

Why Your Blink Camera Isn't Working After Replacing The Batteries 1. You Might Be Using The Wrong Batteries As you may already know, there are different kinds of batteries available for sale. These are based on various aspects such as size, rechargeability

[Blink Camera Not Working: 5 Easy Fixes](#)

Your Blink camera might not be working due to drained battery and network problem. Check the batteries inserted in the battery compartment and see if they are drained of power. There might be issues with the network. If the wi-fi signals your camera receives are



Blink Camera Not Working And Responding - 6 Ways ...


If your Blink camera isn't working or responding, there are several common issues you might be experiencing. One of the most frequent problems is camera connectivity. This can occur when your camera is not ...

7 Foolproof Solutions to Fix Blink Camera Won't ...

By taking these steps, you may be able to resolve your connectivity problems and get your Blink camera up and running again in no time. Remove the Camera from Sync Module If you've been experiencing issues ...



Solar



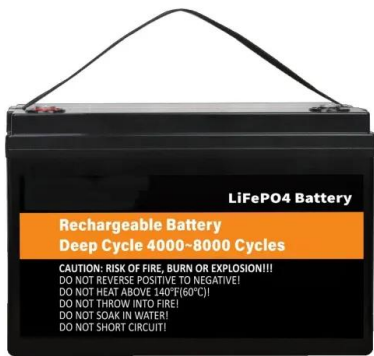
[Solved: blink XT Camera system is blocked](#)

Solved: I am trying to connect a Blink XT Camera system and my router is blocking access. Blink Customer service suggests enabling port 443 and x We are experiencing an outage with Chat Support, Knowledgebase Articles and guided assistance.



Troubleshooting Blink Camera: Camera is Busy

Find the reset button is located on the backside of the Sync Module above the power cord input. Use a small, pointed object to press and hold the reset button for 5 seconds. A red light will illuminate and blink. After 15 ...



One Camera isn't Responding

Check that the wall charger provides power If your outlet has power and the camera is not getting power, try to use a different wall charger. Any standard 5 volt USB wall charger should work. 5 volt USB phone chargers are commonly available. Check the cable

How to Power your Blink Camera -- Blink Support

Depending on your Blink camera, your device is either powered by AA 1.5 volt lithium non-rechargeable batteries, micro USB cable, USB-C cable, or hardwired to a 100VAC-240VAC 50/60Hz power source. Some third party manufacturers claim ...



Troubleshooting Blink Camera Woes: Why Your Blink Camera ...

Then, in the Blink app, select "Add Blink camera" and follow the prompts to reconnect the camera to your network. This should fix any connectivity issues and get your camera recording again. If the problem persists, you may want to try moving your camera closer to your base station, or contacting Blink customer support for further assistance.



Blink Camera Not Working After Power Outage? Try ...

If the Blink camera is not working after a power outage, then power cycle the camera by removing the batteries from it or if you are using a cable as a power source, then unplug the cable. Wait for 2 minutes and then ...



Camera Issues

If one of your Blink cameras isn't responding, you may see error messages such as "Camera Busy" or "Thumbnail Mini Wi-Fi Connection Issues If your Mini camera is not connecting to ...

[One Camera isn't Responding](#)

If one of your Blink cameras isn't responding, you may see error messages such as "Camera Busy" or "Thumbnail Failed." These messages can happen if your Sync Module isn't able to ...



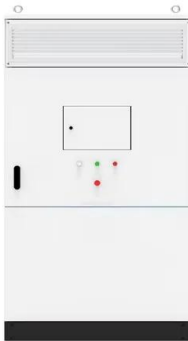
Blink Outdoor 4

Shop Blink Outdoor 4 - Battery-Powered Smart Security Camera System at Target. Choose from Same Day Delivery, Drive Up or Order Pickup. Free standard shipping with \$35 orders. A: Hi Nancy, thanks for reaching out about Blink Outdoor 4 - Battery-Powered Smart Security Camera System The cameras are not water proof but do seem to be water resistant, provided it is not ...



15 Blink Camera Common Problems (Explained & Solved)

If you're looking to move your Blink camera from one system (sync module) to another, there's no other way to do this than to delete the camera from the old system and then add it to the new one. When you delete your camera from the old system, you typically get a confirmation message about the successful deletion of the camera from the system.



Security cameras not connecting to T Mobile Internet?

I switched to T-Mobile Internet last week and got a Gateway that says it's by Arcadyan. WiFi works great on phone and computers, but when trying to set up the home security cameras, it won't connect. I have both Blink and Panasonic cameras and have tried both on the 5G and the 2.4 and neither network

Understanding Blink Wi-Fi and Network requirements

Use this article to understand optimum network requirements for your Blink devices. Wi-Fi Network Requirements 2.4GHz Wi-Fi Network 802.11b/g/n A high-speed internet connection (DSL, Cable, Fiber) with a minimum upload speed of 2 Mbit/sec. IP Configuration: DHCP



Blink Camera Not Working (Fixes for All Common ...)

Why is my Blink camera not working? As mentioned earlier, the usual suspect is the connection between the Sync Module and the Wi-Fi router. However, other potential causes might be dead batteries, incorrect ...




- ✓ 50KW/100KWH
- ✓ HIGHER POWER OUTPUT IN OFF-GRID MODE
- ✓ CONVENIENT OPERATION & MAINTENANCE
- ✓ PRE-WIRED

Top Sneaky Ways to Hide Your Blink Camera from Prying Eyes

If someone can see your camera, they may be able to gain access to your footage or even hack into your system. Hiding your camera can prevent this from happening. Another reason to hide your Blink camera is for deterrence. If potential intruders cannot see the



- ✓ 50KW/100KWH
- ✓ HIGHER POWER OUTPUT IN OFF-GRID MODE
- ✓ CONVENIENT OPERATION & MAINTENANCE
- ✓ PRE-WIRED




Blink Camera Not Working - (How to Simple Fixes)

The Blink Camera Not Working due to a loss of connection, power supply problems, or a breakdown in server communication. Skip to Ensure a stable power source for your Blink camera. Consider using backup power options like batteries or uninterruptible 0

Blink Camera Not Working (Here Are 5 Fixes to ...)

Table of Contents. 1 Blink Camera Not Working. 2 Troubleshooting the Blink Camera. 2.1 Check the LED Indicator Light. 2.2 Power Cycling the Sync Module. 2.3 Resetting the Camera and Sync Module. 2.4 ...





Blink Outdoor 4

A: Good Morning 1Penni- The Blink Outdoor 4 - Battery Powered Smart Security 5-Camera system uses AA 1.5 volt Lithium non-rechargeable batteries. Batteries for each camera are included in the box. Battery life of up to two years is expected based on default

Blink Outdoor 4

A: Hello Lillady419 and thank you for your question! The Blink Outdoor 4 camera is rated IP65 weather-resistant and can be mounted to a variety of outdoor surfaces. Note: Once the port cover is removed, the camera is no longer weather-resistant unless it's powered



[Blink Camera Not Recording](#)

Make sure that these connections are secure and free from any damage or debris that could hinder proper power supply. 3. Full Storage Capacity Causes Blink Cam Not Recording Issues Your Blink camera has a limited amount of storage space for recorded footage. for recorded footage.

Blink Camera Not Working? 7 Simple Fixes For ...

To deal with a Blink camera not working, make sure that the power source is working appropriately and the Wi-Fi connection is stable. If the issue persists, update the Blink app and your camera's firmware and make ...





Blink Camera Not Working

The Blink camera won't work because it's lost its connection, is experiencing power supply issues, or server communication breakdown. Power cycle the camera, sync module, and network router to refresh and reinitialize ...

Blink Camera Not Working After Battery Change [FIXED]

Also, do consider updating the Blink app and the camera firmware. Blink Camera Not Working After Battery Change (Try these Fixes in Detail) Let's start the troubleshooting process with the help of these proven fixes. Follow them one by one until you solve the



2MW / 5MWh
Customizable

Blink Camera Not Working: How to Fix It in No Time

Blink cameras are your go-to choice for keeping an eye on your home, ensuring safety, and giving you peace of mind. However, when these cameras don't work as they should, it's not just a minor inconvenience. A malfunctioning Blink camera can put your home security at risk, leaving you vulnerable to potential threats. In this comprehensive guide, we'll ...

Troubleshooting

Blink Support Center helps you to find FAQ, how-to guides and step-by-step tutorials. EN GB FR DE ES IT MX Search Navigation EN GB FR DE ES IT MX Support Home Troubleshooting Troubleshooting Quickly fix issues with your Blink system Camera Issues





[Unlock the Power of Blink Cameras: A](#)

Welcome to our comprehensive guide on hooking up Blink cameras! If you're looking to set up your security cameras at home, you've come to the right place. Blink cameras are a popular choice among homeowners due to their ease of use and affordability. In this guide, we'll take you step-by-step through the process of setting up your Blink cameras and getting ...

Blink Camera Keeps Going Offline (Here's How To Fix It)

All Blink cameras, except the Blink Mini, come with a Sync Module, the central hub your cameras use to communicate and connect to the network. One cause for Blink cameras to go offline is when they cannot connect to the Sync Module, especially when a power outage disrupts the link between the Module and the router.



Contact Us

For catalog requests, pricing, or partnerships, please visit:
<https://vdbconstruction.co.za>