


Can a storage bed be fenced



Deye Official Store

10 years
warranty





Overview

How much space should be left between a fence and a shed?

To ensure you have enough space to treat the outer wall of your shed, we recommend leaving at least 18 inches (approx. 46 centimetres) between the shed and the fence. It's important to consider how your neighbours feel (or may feel later) when you build a shed.

Can I build a shed next to my Neighbour's fence?

In most cases you can build a shed next to your neighbour's fence, as long as you adhere to the rules of a permitted development. One of the most important being that the shed's total height must not exceed 2.5m if it is located within 2 metres of the property boundary.

Do I need planning permission to build a shed next to a fence?

When building a shed next to your neighbour's fence, you will have to consider both legal and practical factors. As per the UK building regulations, you won't need to get planning permission if the shed has a height of 2.5 metres or less.

What happens if a shed is too close to a fence?

But if your shed is too close to a fence, the door may not open or be able to open properly. And this could make it more difficult to manoeuvre cumbersome garden equipment, such as wheelbarrows or lawnmowers, in or out of the building. Placing a shed so that the wall is too close to a fence could also stop you treating it. Why is this important?

.

Can I get too close to garden fence panels?

You are sure to find one suitable to fit your outdoor space, and meet the requirements of your needs, as well as the rules of permitted development. As



most of our buildings are less than 2.5 metres high, there is likely to be no need to worry about getting too close to those garden fence panels. [Require More Information or Inspiration?](#)

.

How far away should a new outbuilding be from a fence?

To maximize sun exposure and ventilation for your new outbuilding make sure you position it at least two meters away from neighbouring fences and well away from any trees on your property - leaving at least three feet free between them will also help reduce shade caused by foliage during summer months.



Can a storage bed be fenced




Don't Let A Fence Or Gate Stand In The Way Of Your Dream Shed!

We love being a custom storage shed builder in North Carolina that can stick build on-site! Most of all we love building high quality long-lasting sheds that make our ...

Pac Storage Bed Frame , Bed Frames Singapore (SG)

I am very pleased with the storage bed frame. It is very sturdy and the hydraulic lift comes with a safety lock (see picture). Floorboard can be removed for cleaning trapped dust under the bed ...



Storage Beds , Contemporary Storage Beds , Modern Storage Beds

New Storage Bed available for collection or immediate delivery from our stockFabric: Missmacchio Bianco 101 (Pure White)Super King 214cm wide x 232cm deep (for mattress ...

Storage Bed Bases for Sale , Storage Bed Base

This makes our storage bed bases for sale both aesthetically pleasing and cost-effective. Prices of the storage bed bases for sale will vary depending on the size of the bed base that you ...



[Are Storage Beds Worth It? Pros & Cons](#)

Unlike normal bed frames, storage beds can be bulky. Once they are assembled, it can be challenging to fit them through door frames, elevators or stairways in one piece. Before ordering a storage bed, take precise measurements of the ...

Toddler Bed With Fence

It's the best wise choice to have a 3-size floor bed with a fence for your toddler or baby who is learning to walk on his/her feet. The bed can be a great assistance for the parents to look after ...



How Do I Get a Shed into a Fenced-In Backyard?

If you put your shed too close to a fence, particularly a wooden fence, you can cause problems for the wood. Moisture can collect, especially in the shade. You could easily end up with a mold or mildew problem if you ...





[Do I Need Planning Permission For A Shed?](#)

In most cases, you will not need to follow building regulations when constructing outbuildings. However, if the dwelling is set to cover more than 15 square metres and rises above 30 metres, you will have to apply for ...



Maximum Fence Height in the UK & Regulations for Front Gardens

The general rule of thumb is that in a property's back garden, fence panels can be a maximum of 2m high. When considering front garden fences, bear in mind that a fence ...

Building Raised Garden Bed Against a Fence: Pro Tips Explained

Building a Raised bed garden against a fence can raise the playing field where termites can attack the fence structure from an even greater height rather than from the ground up. The intensity ...



[How to 'Hide' Your Domestic LPG Tank](#)

Full-wrap fence - If you want to keep your tank hidden on all sides, a 'hit and miss' type of fencing is best. This will ensure 50% ventilation, and with gate access, it can be ...



How Close Can a Shed Be To a Fence or House?

The biggest challenge with a shed close to a fence is ongoing maintenance. Just like most garden buildings, sheds are made of timber which can suffer from damp or rot if ...



28 Simple Raised Bed and Edging Ideas

Any kind of wood pole can lay on the ground to border a garden bed. These can be fence posts, old telephone poles, or even long tree branches from your property. Stack two ...

Should I Build Raised Garden Bed Along Fence Line?

It is risky to create your raised garden bed next to a fence. Soil Moisture Can Rot The Fence. Another disadvantage of raising the garden beds along the fence line is that it can lead to the ...



TAX FREE

Product Model
HJ-ESS-215A(100KW/215KWh)
HJ-ESS-115A(50KW 115KWh)

Dimensions
1600*1280*2200mm
1600*1200*2000mm

Rated Battery Capacity
215KWH/115KWH

Battery Cooling Method
Air Cooled/Liquid Cooled



Can Bed Bugs Live in a Garage or Storage Unit?

Bed bugs can survive in a storage unit/garage if you leave something there with bed bugs living in it. After a few days, they will start to explore in search of a host. ...



Storage Bed Plans: How to Build Your Own Bed ...

The bed frame can be easily disassembled for future moves, but when the whole piece is together, this will be a storage bed that you can depend on for generations. One of the most noticeable features of our bed plans is the use ...

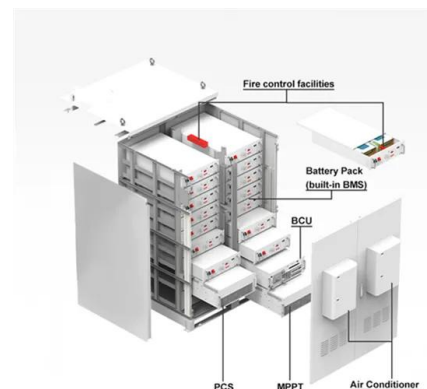


How Close Can A Shed Be To A House - Storables

Whether you need extra storage, a workshop, or a place to pursue your hobbies, a well-designed shed can fulfill a variety of needs. However, before embarking on the journey of adding a shed to your property, it's crucial ...

How Far Does A Shed Have To Be From The Fence

Here are some of the potential issues that can arise with shed placement near the fence: 1. Restricted Access and Maintenance. Placing the shed too close to the fence can limit access to the sides and back of the ...



Buy Storage Beds , Single, Double, King , wilko

Our storage beds combine blissful sleep and clever storage to help you keep your bedroom tidy! Shop from the range of stylish storage beds with clever solutions to packing away spare ...



Removable Raised Garden Bed Fence: 8 Easy DIY Steps

Storage During Off-Season. In areas with harsh winter conditions, taking extra care of your removable raised garden bed fence is crucial. Storing your removable raised ...



[Best Storage Beds UK , 2024](#)

Tell me more about the Emma Divan bed. The Emma Divan bed is handmade with close attention to detail and uses FSC-approved materials. In our test, we noticed it felt much sturdier than cheaper divans, such as IKEA ...

Shed Placement

So, you've decided to invest in a shed. You might be looking to add a man cave to your property, have a home office for your new business, a play house for the kids, or just somewhere to store your tools and other ...



Protect Your Plants: Why a Fenced-In Raised Bed Garden is a Must

A fenced-in raised bed garden is an essential tool for gardeners who want to ensure the safety and health of their plants. Whether you're growing vegetables, flowers, or ...



How Far Does A Shed Have To Be From The Fence In ...

Positioning the shed in a way that maximizes natural light and ventilation while considering the shading effects of the fence can contribute to a more functional and pleasant interior environment. Landscaping and ...



[How Close Can a Shed be to a Fence in the UK](#)

The shed can't be placed on the front side of the house. If a workshop is placed two or fewer meters from the house it must be less than 2.5 meters in height. If the construction is based on the decking technology it should be below 30 ...

Contact Us

For catalog requests, pricing, or partnerships, please visit:
<https://vdbconstruction.co.za>