

Can't find central vacuum system power unit





Overview

Do central vacuum systems need troubleshooting?

Central vacuum systems, a staple in many modern homes, offer powerful and efficient cleaning solutions. However, like all appliances, they can encounter issues that require troubleshooting.

Should I repair or replace my central vacuum system?

Motor failure is another common issue that might require you to repair your central vacuum system. If the motor is making unusual noises or not working at all, it could be time for a replacement. Working with electrical components can be risky, so if you're not confident about replacing the motor yourself, consider seeking professional help.

What should I do if my vacuum unit is not working?

Reset any tripped breakers or replace any blown fuses as necessary. Additionally, check the power switch on the vacuum unit itself to make sure it is turned on and functioning correctly. If the power switch seems faulty, it may need to be repaired or replaced by a professional technician.

How do I troubleshoot a beam central vacuum?

When troubleshooting your Beam Central Vacuum system, always start by checking the power supply. Begin by ensuring that the power cord is securely plugged into a functioning power outlet. Sometimes, a loose connection can cause the vacuum to not turn on or lose power intermittently.

Are central vacuum systems reliable?

Central vacuum systems, especially those with dual motors, are generally reliable. However, they can develop issues over time due to wear and tear, lack of maintenance, or component failure. Common problems include reduced suction power, system not starting, unusual noises, and overheating.



How do you maintain a central vacuum system?

Remember, taking good care of your central vacuum system can extend its lifespan and ensure optimal performance. Regular maintenance includes cleaning the hose and dirt canister, checking the motor for visible issues, and ensuring the system is correctly plugged in and receiving power.



Can't find central vacuum system power unit


14 Best Central Vacuum Systems To Consider Today



True to its brand name, the Ultra Clean SC200 central vacuum power unit is a heavy-duty model that sports a sturdy design to clean effectively up to 7,500 sq. ft. It boasts of a superior and versatile filtration system that will keep your house clean without requiring

Troubleshooting Guide: Why Won't Your Central Vacuum Turn On?

Additionally, inspect the power switch on the central vacuum unit itself. Make sure the switch is in the "on" position and functioning correctly. If the power switch is faulty, it may need to be repaired or replaced to restore power to the central vacuum system.



VacuFlo DB5000 Power Unit 9510 Central Vacuum

Description VacuFlo DB5000 Power Unit 9510 (formerly Maxum 5) The VacuFlo DB5000 Power Unit 9510 (formerly Maxum 5) is designed for houses up to 5,000 Square Feet. It is able to store 6 gallons of dirt, and is not very loud at 58.0 dBA. It houses a single

What Is A Central Vacuum System? With Pros & Cons

More Suction Power - The power of a regular vacuum cleaner is 100 watts, while the power of a central vacuum cleaner is 600+ watts to clean large areas effectively. No Noise Pollution - Unlike traditional vacuum cleaners that produce



noise when they're operating, central vacuum systems are virtually silent as it located away from your living area.



Central Vacuum Power Units

BEAM Central Vacuum power units are the quietest, most powerful and technically advanced built-in vacuum cleaning systems available. Buy Beam Serenity and Beam Alliance range of vacuum power units here.

Troubleshooting Guide: Why Your Central Vacuum Isn't Turning On

First, confirm that the power switch on the central vacuum unit is in the "on" position. Then, check if the unit is properly plugged into a functioning power outlet. If it is ...



Download OVO central vacuum manual here

The system's power unit must be grounded. In the event of a malfunction or power unit failure, the grounding provides any electrical current a path of least resistance, minimizing the risk of electric shock. The power unit's power cord has a length of 65" (1.65 m)



How to Remove and Replace a Central Vacuum Motor

A popular option for homeowners looking to save a lot of money is to replace their central vacuum motor instead of swapping out the entire vacuum unit. This instructional article guides you ...



A Step-by-Step Guide to Central Vacuum System ...

Before diving into the Steps to Install Central Vacuum System, it's essential to understand what a central vacuum system is. Unlike traditional vacuum cleaners, a central vacuum has a central power unit typically installed ...

How to Connect Central Vacuum Wiring: Simplify Your Project

Central Vacuum Unit: The heart of the system, this unit is responsible for creating suction and collecting debris. Wiring: Typically, 14-2 or 12-2 gauge wiring is recommended. Ensure it's suitable for residential electrical systems. Low Voltage Wire: This is ...



Troubleshoot Central Vacuum Motor, Relay, Transformer, Motor ...

Learn how to troubleshoot vacuum motors, transformers, brushes, and relays. Get your central vacuum system up and running again with MD Manufacturing, Inc.



Element® Central Vacs , Power Unit FAQ

If the power unit starts, the low voltage wiring, relay or the hose could be causing the issue. If the power unit does not come on, but the light on the power switch is on, ...




CENTRAL VACUUM SYSTEM INSTALL FAQ o Suction!

All Aspria central vacuum power units use bypass vacuum motors. It's one of the many reasons that Aspria vacuum systems are so great. The Thru-Flo motor design also uses stages of impellers and shrouds to pull air into the vacuum system but instead of exhausting through a duct it is washed over the motor to cool the armature and stator.



Troubleshooting Guide: Why Your Beam Central Vacuum Isn't ...

There are several potential reasons why your Beam central vacuum may not be working, including a clogged hose or filter, a full dirt canister, a faulty motor or power unit, or an ...



Power Units

This VacuMaid S1660 split system central vacuum power unit will is capable of cleaning spaces up to 9,500 sq. ft. in size with its impressive 663 air watts of power. With a long-lasting Ametek Lamb motor and a 10-year manufacturer's warranty, reliable cleaning is what this VacuMaid power unit is all about.





Central Vacuum System Pros and Cons: Is It Right for ...

If you're considering a central vacuum for your home, read this article on central vacuum system pros and cons. You'll learn the benefits and disadvantages of a whole house vacuum system so you can answer the ...



Central Vacuum System Troubleshooting Flowchart

For bagless, bottom-emptying central vacuums units, be sure to reach up into the vacuum unit to find a filter or screen that needs to be cleaned, replaced, or scraped off. #9 - Short in power unit If your unit has a manual on/off switch, disconnect the low voltage leads from the switch.

Central Vacuum System Pros & Cons: Are They Worth It?

Assuming the power unit is installed away from your main living spaces and set up in a garage or basement, the central vacuum system is relatively quiet. Additionally, many central vacuum units feature built-in noise-reduction features.



The 10 Best Central Vacuum Systems in 2024 (Experts Review)

Best Units for Homes 1000-3500 Sq.ft Best Units for Homes 4000-9000 Sq.ft Best Units for Homes over 10,000 Sq.ft #1 Best Selling Central Vacuums 2023 Best Central Vacuum for Allergies Best Central Vacuum for Pet Hair Find Your Brand



Types Of Central Vacuum Systems - Most Important Things To ...

Types Of Central Vacuum Systems Based on Bags 1. Bagged Central Vacuum Systems This system is the most secure that ensures clean and hygienic air. It not only captures and disposes of dirt, dust, and debris --this type of vacuum also traps 99.9% of



Nutone VX1000C Cyclonic Central Vacuum System

Nutone VX1000C Central Vacuum The Nutone VX1000C central vacuum is the strongest powered unit in the VX line of Central Vacuum units. The 1040 air-watts of suction power will be able to operate very efficiently and effectively in homes up to 10,000 square feet. The Nutone VX 1000C and other VX Models feature a light sensor that will tell you when to change your filter. The ...

[Built-in Vacuum System Power Units](#)

Power Units Kits & Inlets Accessories Bags and Filters Vacuum Motors Nutone Products Videos Why Choose Central Vac? Central Vac Guarantee Installation 1. Introduction 2. Power Unit Location 3. Inlet Valve Locations 4. Planning the Tubing System 7b.



Troubleshooting Common Issues of a Central Vacuum System

System Not Starting: Check the power supply and ensure the unit is properly plugged in. Also, check the circuit breaker. If the system still doesn't start, it might indicate a ...



240V Central Vacuum Power Units

These central vacuum power units all require a 240V electrical connection. As a good rule of thumb, you should double the square footage of your home or business and then compare that total to the manufacturer's recommendations ...

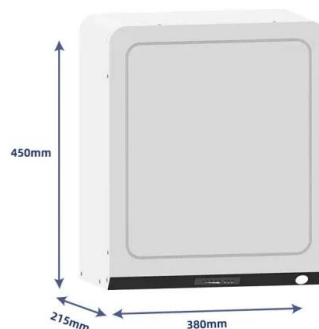


Troubleshooting Common Issues with Central ...

If your central vacuum system isn't turning on, it might be due to an electrical issue. A power source issue, a system not properly plugged in, or a tripped circuit breaker could cause this. First, double-check the power source ...

Buy a Ducted Vacuum Cleaner System Power Unit Online.

We have selected a range of Australia's well known brands of ducted vacuum cleaner power units, offering the best systems for a superior clean, to install in any situation or to replace any brand or model of built in central vacuum cleaner. Delivery Australia wide.






[Single Motor Central Vacuum Power Units](#)

Shop for trusted single motor central vacuum units online at CentralVac. Our long-lasting single motor central vacuum power units are ideal for up to 5,000 square feet of medium area installations. Offering a top-quality, rust-resistant construction, order your single motor central vac units online today.



Troubleshooting Guide: Why Your Beam Central Vacuum Isn't ...

When troubleshooting your Beam central vacuum system, start by examining the vacuum unit itself. Begin by ensuring that the power supply to the unit is connected and working correctly. Check the power cord and make sure it is securely plugged into a ...



Troubleshooting Guide: Why Won't Your Central Vacuum Turn On?

Key Takeaways. There are several possible reasons why your central vacuum may not be turning on. Check to ensure the power source is connected and working properly. ...

Troubleshoot and Repair Your Eureka Central Vacuum

Troubleshoot and Repair Your Eureka Central Vacuum: Take a few minutes to discover what is wrong with your system and how to repair your Eureka vacuum. We also have local dealers that can help. Check power brush head for a clog by turning it over. Remove





Central Vacuum Systems From Central Vac

UK supplier of central vacuum power units, pipes, bags, filters and accessories. Central vacuum installation instructions. INTERNET SPECIAL COMBO OFFERS Power Unit, on/off hose and Toolkit for £485.00 All prices exclude delivery and VAT



Power Units , Central Vacuum Systems LTD , Auckland

Premier are the largest central vacuum manufacturer in Australia, with 25 Year of manufacturing. Central Vacuum Systems Ltd have been selling and installing central vacuums since 2005 and have installed thousands of central vacuums into homes in Auckland.



Contact Us

For catalog requests, pricing, or partnerships, please visit:
<https://vdbconstruction.co.za>