



Can't purge air power steering system





Overview

How do you remove air from a power steering pump?

But in general, here's how to remove the air from your power-steering pump. Make sure the engine is off and cool. Remove the power steering reservoir cap and check the power steering fluid level. Add as much fluid as needed to fill it up. Replace the cap. Locate the power steering bleed valve on the steering box.

Why is my power steering leaking air?

Bleeding the power steering system is a straightforward method to remove trapped air from the power steering pump and hydraulic lines. If the issue persists or returns after a few months, it's likely due to a leak. In such cases, it's best to have a mechanic diagnose and repair the problem.

What happens if you bleed a power steering system?

Close the cap to keep fluid from popping out while you bleed the system. Bleeding the power steering lines forces air out of the system. This can cause power steering fluid to spill out of the reservoir as the pressure in the power steering lines increases.

How does a power steering pump work?

The power steering pump operates by hydraulics, and anything that operates by hydraulics can easily be affected if air gets into the system. Any air that gets into the power-steering system will be compressed by the pump and will result in noise and difficulty steering.

Why is my power steering so hard?

If steering your car becoming noisier and more difficult, it may be a problem with your power steering [source: Mobil]. The problem may simply be an air pocket that's trapped in the power steering pump. The power steering pump operates by hydraulics, and anything that operates by hydraulics can easily be



affected if air gets into the system.

Does a power steering system have air?

Power steering systems are one of these things. Air can be compressed whereas fluid cannot. Air has no place in a hydraulic power steering system. If the usual effortless power steering experience has become noisier and more laborious, then there could be some air in there.



Can't purge air power steering system



SeaStar HA5445-2 , Power Purge Jr. , Easy Bleed & Fill

Seastar Power Purge Jr is the EASY way to 100% purge air out of BayStar and SeaStar hydraulic steering systems (HA54452). The Power Purge Jr. reduces installation and warranty costs while enhancing the quality of the boat to the end user.

How To Bleed Air Out of a Power Steering System to Prevent ...

Step-by-step DIY directions for properly bleeding the air out of a power steering system after installing a new hose or pump. Prevent steering pump failure, Step-by-step DIY directions for



Toyota Tacoma: How to Bleed Air Out of Power Steering Pump

Step 2 - Reservoir familiarization The power steering pump is located at the top, front of the engine, with the reservoir sitting on top of it. The pressure line is metal and connects to the pump with a banjo bolt. The return hose is rubber and connects to the reservoir

How To Bleed Power Steering Systems - Rx Mechanic

A prolonged delay in bleeding a car's power steering can make the steering harder. It can also make the steering pump noisy and lead to premature pump failure. These are air-in-power ...



FLEXIBLE SETTING OF MULTIPLE WORKING MODES



SEASTAR POWER PURGE JR

The EASY way to 100% purge air out of BayStar and SeaStar hydraulic steering systems. The Power Purge Jr. reduces installation and warranty costs while enhancing the quality of the boat to the end user. A typical manual fill and purge takes the average

Can't bleed the power steering system , Toyota Tundra Forums

'03 3.4l 5speed, I replaced the rack and pump about 6 months ago and it retained a slight whine. Recently the pump began groaning badly and had a buzzing sound to it. I initially tried bleeding the system with the wheels raised, the engine off and a considerable



[How to Get Air Out of Power Steering](#)

To get air out of your power steering system, you have to follow these steps: Run a hose from the bleed valve once the car is cooled off. Run the other end of the hose to a pan and let the air drain out of the tube. Turn the car on and rotate the steering wheel both





How to Bleed Hydraulic Steering

When your hydraulic steering gets spongy, sloppy or otherwise unresponsive, it's time to check everything for leaks, correct the problem, and then purge the system of air. Steering bleeding is a DIY-worthy task, and with the expert guidance of technical service representative Gary McMath from SeaStar Solutions, we're going to show you how.



How to Air Bleed the Power Steering System

After replacing a steering pump, flushing the steering system, or performing another service, it is possible to get air in a hydraulic power steering system. Removing the air is important to ensure that the system's pressure and ...

How to Bleed Power Steering: 12 Steps (with Pictures)

Remove the power steering reservoir cap and check the power steering fluid level. Add as much fluid as needed to fill it up. Replace the cap. Locate the power steering bleed valve on the ...



How to Air Bleed the Power Steering System

Step 2 - Install Vacuum Adapter Available from many auto tool supply stores, install a vacuum adapter in the fill cap of the power steering reservoir. Attach a vacuum pump to the adapter to help draw the air from the fluid. For drawing ...





Location and Function of Power Steering Bleed Valve

The power steering bleed valve, also known as the power steering bleeder, can be found near the steering box. It helps let out the air in the steering system. In addition, it may be used to drain bad power steering fluid from the system. We've compiled a helpful guide



LIQUID COOLING ENERGY STORAGE SYSTEM

EMS real-time monitoring
No container design
flexible site layout



Cycle Life
≥8000

Nominal Energy
200kwh

IP Grade
IP55

How To Bleed Air Out of a Power Steering System to Prevent ...

Step-by-step DIY directions for properly bleeding the air out of a power steering system after installing a new hose or pump. Prevent steering pump failure, detect leaks and ...

[Air in power steering system , Honda Pilot](#)

Air keeps getting into my power steering system new rack, pump and high pressure line don't see any leaks any where. I purge it several times works for a few minutes then start making noise again what else to be done.



Revolutionize Your Ride: Master How To Purge Air From Power Steering

While purging air is a quick fix, maintaining a healthy power steering system involves more than just occasional air removal. Here are some essential practices: Regular Fluid Changes: Change the power steering fluid at recommended intervals (usually every 30,000 to 50,000 miles) to prevent fluid degradation and ensure smooth operation.



How To Remove Air From Power Steering System WITHOUT ...

Andy Phillips shows how to remove air from a power steering system on a vehicle without a bleeder valve. Trapped air can cause the power steering to make a w



51.2V 150AH, 7.68KWH



MANUAL FILLING AND PURGING THE SYSTEM

Power Assist for SeaStar Systems 21 FILLING AND PURGING SEASTAR POWERASSIST Perform Steps 1 - 6 at station no. 1. Then repeat Steps 2 - 5 at station no. 2. Note: Refer to Fluid Level and System Check on page 22. Twin Station Single Cylinder

ARES 18068

Easily Bleed Brakes And Purge Air From Your Power Steering System The ARES Power Steering and Brake Bleed Adapter Kit includes one PVC bleeder hose, two PVC short hoses (2-inch and 3-3/4-inch lengths), three rubber brake bleeder adapters, two EPDM rubber cone adapters, a reservoir with connector cap to easily bleed bra



How to flush and bleed power steering systems , Mobil(TM)

Learn how to diagnose and properly flush and bleed power steering systems on your own. For most power steering-equipped vehicles, this is a simple process. Step 4: Run the tubing into a dedicated catch container to bleed the system of both air and old fluid. Be





FILLING AND PURGING THE SYSTEM

Outboard Powered Vessels Step 3 o Holding the cylinder body (Front Mount cylinder) or rod (Side Mount cylinder) to prevent the body/rod from moving, turn the steering wheel counter-clockwise until a steady stream of air free oil comes out of the bleeder. (Drain



How to Purge Air From Your Power Steering System

Whether you're hooking up a system for the first time, reinstalling a pump or steering gear, or simply changing fluids after a race weekend, it is important to ensure that ...

How to Bleed a Power Steering System

Updated on September 13, 2023 Power steering operates by using hydraulic pressure, which makes steering feel effortless. However, you don't want any air in the system because air can be compressed, unlike fluid. So, if you start ...



How To Bleed A Power Steering Pump , Garage Gurus

Removing the air from the power steering system after servicing your customer's vehicle is extremely important to reduce noise and maximize the life of the steering pump. In this video, ...



Bleeding power steering?

I just put on a new AGR power steering pump on my Ranger. I have been trying to bleed the system by going by the specs AGR says. I replaced both the high pressure and low pressure lines and checked all the fittings countless times for leaks and I still get bubbles in the resi when I bleed it. I



TAX FREE

Product Model
HJ-ESS-215A(100KW/215KWH)
HJ-ESS-115A(50KW/115KWH)

Dimensions
1600*1280*2200mm
1600*1200*2000mm

Rated Battery Capacity
215KWH/115KWH

Battery Cooling Method
Air Cooled/Liquid Cooled

Purging Air From Power Steering System

NOTE: A whine heard from the power steering pump can be caused by air in the system. The power steering purge procedure must be carried out prior to any component repair for which power steering noise complaints are accompanied by evidence of aerated fluid.

How to flush and bleed power steering systems , Mobil(TM)

The usual suspect in power steering fluid leaks is the power steering pressure hose. In the process of fixing where the air gets in, it's easy to introduce some more. After replacing a ...



MANUAL FILLING AND PURGING


this may introduce air into the system and increase your filling time. Read First NOTICE Power Purge Users. Please refer to the instructions included with your power purge unit. NOTICE SeaStar Solutions recommends the use of SeaStar Steering Fluid ONLY.





cannot bleed air out of power steering system

I just installed a new power steering pump and both the pressure and return lines. Out of the two different methods I've seen to bleed the system of air and flush the system I used this method. I connected both lines to the steering gear then filled the reservoir with



Contact Us

For catalog requests, pricing, or partnerships, please visit:
<https://vdbconstruction.co.za>