

# **Components of fluid power system**





## Overview

---

A fluid power system has a pump driven by a prime mover (such as an electric motor or internal combustion engine) that converts mechanical energy into fluid energy, Pressurized fluid is controlled and directed by valves into an actuator device such as a hydraulic cylinder or pneumatic cylinder, to provide linear motion, or.

Fluid power is the use of under pressure to generate, control, and transmit . Fluid power is conventionally subdivided into (using a such as or ) and (using a such.

Fluid power systems can produce high power and high forces in small volumes, compared with electrically-driven systems. The forces that are exerted.

Cost Pneumatics are less expensive to build and operate. Air is used as the compressed medium, so there is no requirement to drain or recover fluid. Hydraulic systems use.

Combinations of electrical control of fluid power elements are widespread in automated systems. A wide variety of measuring, sensing, or.

Dynamic (non positive displacement) pumps This type is generally used for low-pressure, high volume flow.

Mobile applications of fluid power are widespread. Nearly every self-propelled wheeled vehicle has either hydraulically-operated or . Earthmoving equipment such as , and others use powerful hydraulic systems.

Synchronizing This circuit works off of synchronization. As a cylinder reaches a certain point another will be activated.



## Components of fluid power system

---



### FUNDAMENTALS OF FLUID POWER CONTROL

hydraulic control systems are essential. They excel in environmentally difficult applications because the drive part can be designed with no electrical components, and they almost always have a more competitive power-weight ratio than electrically actuated

### Chapter 10: Fluid Power Systems

fluid power system typically consists of a hydraulic pump, a line relief valve, a proportional direction control valve, and an actuator (Fig. 10.1). Fluid power systems are widely used on ...



### Fluid Power Transmission , Hydraulic Systems

Fluid Friction: Resistance created by the movement of fluid through pipes and components. Leakage: Loss of fluid from the system, which decreases the overall system pressure and efficiency. Heat Generation: ...


### **A Guide to Basic Components in Modern Fluid Power Systems**

Today's hydraulic and pneumatic systems are comprised of various components, enabling them to perform a range of machine functions. Greater integration of controllers, sensors and other ...



### Fluid Power Systems Design

This task of "System Architecture" is twofold; initially, the system architecture is defined. This is basically to determine how fluid power shall be generated and used to perform the intended work, i.e. how shall chemical or electrical energy be converted to fluid power



### Introduction, Applications, and Concepts

Fluid power systems also have the capability of being able to control several parameters, such as pressure, speed, and position, to a high degree of accuracy and at high power levels. The latest developments are now achieving position control to an accuracy expressed in micrometers and with high-water-content fluids.



### Engineering research in fluid power: a review

This article reviews recent developments in fluid power engineering, particularly its market and research in China. The development and new techniques of the pump, valve, and actuator are presented in brief with a discussion of two typical modern fluid power systems, which are the switched inertance hydraulic system and the hydraulic quadruped robot. Challenges ...





### What Are the 5 Basic Components of a Hydraulic System?

The pump draws fluid from the reservoir. It then provides the flow, from which the pressure for optimal system performance and power transmission then builds in the fluid before it is distributed it to various components. Hydraulic systems commonly use two types of



### What is fluid power?

Through various components and actuators, fluid power systems can push, pull, lift, rotate, or grip almost any load. While fluid power has been around for centuries, its heyday was undoubtedly sparked by the end of World War II, when countless soldiers returning to their home countries brought back their mechanical expertise and real-world experiences.

### Hydraulic systems: what they are, components and operation

Hydraulic systems are a part of industrial engineering that combine power and precision to perform a wide variety of tasks in industry, heavy machinery, transportation, and many other applications. These systems use incompressible fluids, usually hydraulic oil, to transmit power and control movements using the principles of fluid mechanics.



### Hydraulic Systems and Their Components: An Overview

Every system that transfers energy using pressurized incompressible hydraulic fluids is a hydraulic system, and that power is controlled and flexible for the work needed. Through the application of Pascal's Law, hydraulic power enables the ...




- LiFePO<sub>4</sub>
- Wide temp: -20°C to 55°C
- Easy to expand
- Floor mount&wall mount
- Intelligent BMS
- Cycle Life:≥6000
- Warranty :10 years



### Fluid Power Systems , Discrete Control System Elements , Textbook

Given the ability of pressurized fluids to transmit force over long distances, it is not surprising that many practical "fluid power systems" have been built using the fluid as a mechanical power-conducting media. Fluid systems may be broadly grouped into pneumatic (, usually air) and hydraulic (, usually oil).



### [Introduction to Fluid Power](#)

Applications: In this class you'll learn useful applications of fluid power how to design fluid power systems that perform useful work. Application examples from the automotive world include ...

### Components of a Power System (With Diagram) , Electrical Engineering

Major components of a power system are- synchronous generators, synchronising equipment, circuit breakers, isolators, earthing switches, bus-bars, transformers, transmission lines, current transformers, potential transformers, relay and protection equipment, lightning arresters, station transformer, motors for driving auxiliaries in power station. Some of the components will be ...






### FUNDAMENTALS OF FLUID POWER CONTROL

Fluid power systems have the capability to control several parameters, such as pressure, speed, and position, to a high degree of accuracy at high power levels. In practice, there are many ...

## **CHAPTER 1: Fundamentals of Fluid Power , Power & Motion**

Because fluid power systems have some areas in which fluid is trapped, it is possible that heating this confined fluid could result in part damage or an explosion. If a circuit must operate in a hot atmosphere, provide over pressure protection such as a relief valve or a heat- or pressure-sensitive rupture device.



### **Fluid Power Systems 15ME72 MODULE 1: INTRODUCTION TO FLUID POWER ...**

Fluid Power Systems 15ME72 Department of Mechanical Engineering, PACE, Mangaluru 2 There are six basic components required in a hydraulic system: 1) A tank (reservoir) to hold the hydraulic oil. 2) A pump to force the oil through the system. 3) An

### . Rockwell Automation , US

Locate various components of a fluid power system. Explain the types of repairs made to selected fluid power system components. Describe the major steps required in the replacement of parts and components in fluid power systems. Describe the major steps






### The Impacts of Electrification on Fluid Power Systems

While electrification is growing, the majority of respondents said it was influencing 25% or less of their fluid power component and system designs. However, 13.81% said electrification is influencing more than 50% of their designs which demonstrates the impact it is having on some hydraulics and pneumatics companies.

### SCHOOL OF MECHANICAL ENGINEERING DEPARTMENT OF MECHANICAL ENGINEERING

COMPONENTS OF A FLUID POWER SYSTEM:  
Hydraulic System: There are six basic components required in a hydraulic system: 1) A tank (reservoir) to hold the hydraulic oil. 2) A pump to force the oil through the system. 3) An electric motor or other power



### Basic Diagrams and Systems

Types of Diagrams There are many types of diagrams. Those that are most pertinent to fluid power systems are discussed in this section. Pictorial Diagrams Pictorial diagrams (Figure 12-2) show the general location and actual ...

### 1.1 Introduction to Fluid Power Systems - Hydraulics and ...

Differentiate between hydraulic and pneumatic systems with respect to the fluid medium employed, characteristics, capacity, performance, and cleanliness. Describe a basic fluid ...





### Fluid System Components

Fluid System Components (FSC) is a world-wide leader in hydraulics, pneumatic, and electric panels, manifolds, and complete power unit systems. We maintain over \$10 million dollars worth of inventory that is ready to be picked, packed, and shipped to your facility.

### The 5 Main Components of Hydraulic Systems

Valves, actuators, pressure regulators, pumps, and reservoirs are all fluid power components that are needed to contribute to the success of hydraulic systems. ecommerce@hydparts , Support: (888) 477-7278

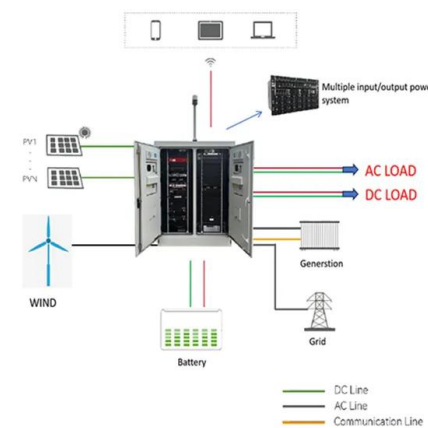


### Fluid Power Systems 15ME72 MODULE 1: INTRODUCTION TO ...

COMPONENTS OF A FLUID POWER SYSTEM:  
Hydraulic System: c components required in a hydraulic system. A tank (reservoir) to hold the hydraulic oil. A pump to force the oil through the ...

### Key Components of Hydraulic System Explained

Learn about the components of hydraulic system, including their roles and importance in maintaining efficient and reliable fluid power. Exploring the Main Components of a Hydraulic System June 28, 2024 Hydraulic systems are integral to a wide array of industrial and mechanical applications, offering precise control and immense power through the use of ...





Introduction to Fluid Power

Introduction to Fluid Power Online Notes o Low cost. Since air is available almost everywhere we would use pneumatics, the working fluid is free. o Exhausts to atmosphere. No return lines are needed; a pneumatic system has only one set of hoses or pipes to deliver



**Fluid power**

A fluid power system has a pump driven by a prime mover (such as an electric motor or internal combustion engine) that converts mechanical energy into fluid energy, Pressurized fluid is controlled and directed by valves into an actuator device such as a hydraulic cylinder or pneumatic cylinder, to provide linear motion, or a hydraulic motor or pneumatic motor, to ...



**Fluid Power**

You Are Here: Fluid Power - Systems and Components (formerly Fundamentals of Fluid Power) Mobile machinery - drives and controls Design of Fluid Power Components (starting summer 2024) Measuring laboratory Design Elements of Microsystems Technology

Fundamentals of Fluid Power

cause corrosion. Anyone working with fluid power systems must know how a fluid power system and its components operate, in terms of both the general principles common to all physical mechanisms and of the peculiarities of the particular arrangement at





## System Dynamics (Chapter 5)

In reality, fluid power systems handle significant moving masses, and the combination of this with fluid compressibility results in system dynamics that usually cannot be neglected. In addition, individual components such as PRVs require a finite time to accommodate flow-rate changes.



### [Introduction to Fluid Systems 101](#)

Introduction to Fluid Systems provides a comprehensive overview of fluid power transmission and fluid power systems. Fluid systems use pressurized fluid to transmit energy. Hydraulic systems use liquids and pneumatic systems use gases. All fluid systems rely on the same basic components for power transmission, but the specific kinds each type of system uses varies. ...



## Contact Us

---

For catalog requests, pricing, or partnerships, please visit:  
<https://vdbconstruction.co.za>