

# **Countries powered by renewable energy**





## Countries powered by renewable energy

---

Our Lifepo4 batteries can be connected in parallel and in series for larger capacity and voltage.



### Share of electricity production from renewables, 2023

Share of electricity production from renewable sources CO2 emissions per capita vs. share of electricity generation from renewables The data is collected from multi-country datasets (EIA, Eurostat, Energy Institute, UN) as well as national sources (e.g China)

### A greener world: Seven countries that are 100% powered by renewable energy

A greener world: Seven countries that are 100% powered by renewable energy As global warming and consequent climate change batter the Earth, here are some countries that are showing the way in switching to renewable energy sources such as wind, solar and water



### Renewable energy - powering a safer future , United Nations


Renewable energy - powering a safer future Energy is at the heart of the climate challenge - and key to the solution. A large chunk of the greenhouse gases that blanket the Earth and trap the

### Renewables

Renewable energy sources accounted for 9% of Australian energy consumption in 2022-23. Renewable electricity generation has more than doubled over the last decade, but combustion of biomass such as firewood and bagasse (the remnant sugar cane pulp left after crushing) still



constitutes about a third of all renewable energy consumption in Australia.



Renewable energy, facts and information

Strictly speaking, renewable energy is just what you might think: perpetually available, or as the U.S. Energy Information Administration puts it, "virtually inexhaustible."

**Here are some of the world's greenest cities , World Economic Forum**

Adelaide's municipal operations have been powered entirely by renewable energy since July 2020. The city gets energy from wind and solar farms as part of a long-term commitment to reach carbon neutrality by 2025. Among the steps being taken to achieve this



TAX FREE

**ENERGY STORAGE SYSTEM**

**Product Model**  
HJ-ESS-215A(100KW/215KWH)  
HJ-ESS-115A(50KW 115KWH)

**Dimensions**  
1600\*1280\*2200mm  
1600\*1200\*2000mm

**Rated Battery Capacity**  
215KWH/115KWH

**Battery Cooling Method**  
Air Cooled/Liquid Cooled



Benefits of Renewable Energy Use

Renewable energy is providing affordable electricity across the country right now, and can help stabilize energy prices in the future. Although renewable facilities require upfront investments to build, they can then operate at very low cost (for most clean energy technologies, the "fuel" is free).



## Renewable energy production by country 2020 , Statista

In 2020, the country produced nearly 861.3 billion kilowatt hours of renewable energy. The United States and Germany followed as the second and third largest producers, at ...



## Major Japanese Railway Now Powered Only by Renewable Energy

Japanese railway company, Tokyu, says it now uses only renewable energy to power its train the world's sixth-biggest carbon polluter. The country has a goal of becoming carbon-neutral by

## Renewable energy in Japan

Under the new Strategic Energy Plan, the Japanese government increased its target for the share of renewable energy to 38 percent by 2030. Furthermore, the country intends to become entirely




## Top 10: Countries Leading the Energy Transition

In a bid to confront the urgent challenges presented by climate change, the energy transition -- the shifting from fossil fuels to renewable sources -- has become a critical priority for many countries around the world. As a result, a whole host of countries are increasingly investing in clean energy technologies, striving to meet net-zero emissions goals and ...



## Electricity Mix

Nearly all these countries have one thing in common: they get a lot of electricity from hydropower and/or nuclear energy. Solar, wind, and other renewable technologies are growing quickly. They will hopefully account for a large share ...



## Renewables became the second-most prevalent U.S. electricity ...

In 2020, renewable energy sources (including wind, hydroelectric, solar, biomass, and geothermal energy) generated a record 834 billion kilowatthours (kWh) of electricity, or about 21% of all the electricity generated in the United States. Only natural gas (1,617 billion kWh) produced more electricity than renewables in the United States in 2020.

## 30% of the world's electricity came from renewable sources in 2023

Renewable electricity production is growing quickly, mostly thanks to the deployment of solar and wind. Ember has just published its latest Global Electricity Review, which includes final updates on electricity generation worldwide in 2023. We have updated our Energy Data Explorer with all of this data.



## The renewable energy role in the global energy Transformations

Evaluating the Role of Renewable Energy in Energy Transition: the final aspect of the methodology is evaluating how renewable energy can play a transformative role in the global energy transition. This involves assessing its impact on reducing dependence on fossil fuels, contributing to economic growth, and




meeting sustainability goals.



### Renewable energy production by country 2020 , Statista

China was the largest producer of renewable energy in the world. In 2020, the country produced nearly 861.3 billion kilowatt hours of renewable energy. The United States and Germany followed as



### [Electricity - Renewables 2023 - Analysis](#)

Renewables 2023 - Analysis and key findings. A report by the International Energy Agency. Meanwhile, expansion accelerates in the United States and the European Union thanks to the US Inflation Reduction Act (IRA) and country-level policy incentives supporting

### [The History of Renewable Energy . IBM](#)

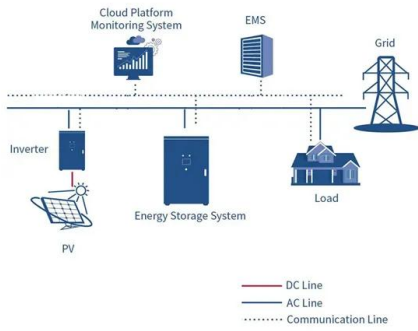
Renewable energy is critical to combatting climate change and global warming. The use of clean energy and renewable energy resources--such as solar, wind and hydropower--originates in early human history; how the world has harnessed power from these resources to meet its energy needs has evolved over time.





[Global overview - Renewables 2024 - Analysis](#)

Global overview. Renewable energy consumption in the power, heat and transport sectors increases near 60% over 2024-2030 in our main-case forecast. This increase boosts the share ...



### Nuclear Energy

Nuclear energy and renewable technologies typically emit very little CO<sub>2</sub> per unit of energy production and are also much better than fossil fuels at limiting local air pollution. However, while some countries invest heavily in increasing their ...



### Renewables - Global Energy Review 2021 - Analysis

Renewable energy use increased 3% in 2020 as demand for all other fuels declined. The primary driver was an almost 7% growth in electricity generation from renewable sources. Long-term contracts, priority access to the grid, and continuous installation of new plants underpinned renewables growth despite lower electricity demand, supply chain challenges, and construction ...

### These 8 Countries Are Scaling Up Renewable Energy the Fastest

Renewable energy has grown exponentially over the past two decades, with wind and solar comprising 12% of global electricity generation in 2022. Yet that share needs to reach at least 57% by 2030 to stay on track with net zero. These three countries have already



### Renewable energy could power the world by 2050. Here's what ...

Renewable world One study in the collection looked at global warming, air pollution and energy insecurity, creating Green New Deal roadmaps for 143 countries to overcome these problems. The roadmaps call for these countries, which are collectively responsible for 99.7% of global CO2 emissions, to switch to 100% clean, renewable wind, ...

### List of countries by renewable electricity production

226 ?· This is a list of countries and dependencies by electricity generation from renewable sources each year. Renewables accounted for 28% of electric generation in 2021, consisting of hydro (55%), wind (23%), biomass (13%), solar (7%) and geothermal (1%). China produced ...



### Accelerated economic recovery in countries powered by renewables

1. Introduction Energy underpins all economic activity. The present globalised economy is powered primarily by fossil fuels such as coal, oil and gas (Goldemberg, 2006; International Energy Agency, 2020), which are generally characterized as "enabling" resources, comprising concentrated sources of high quality energy that



underpin the production and ...



### How 139 Countries Could Be Powered by 100% Renewable Energy ...

Scientists have published a detailed road map to move 139 countries to 100 percent renewable energy by 2050, according to a recent study. Skip to main content Open menu Close menu



### Renewable Energy

"Data Page: Share of electricity generated by renewables", part of the following publication: Hannah Ritchie, Pablo Rosado and Max Roser (2023) - "Energy". Data adapted from Ember, Energy Institute.

### Top 10: Countries Using Renewable Energies , Energy Magazine

From China to Brazil and India to Norway, these 10 countries are leading in renewable energy generation and paving a way to a more sustainable future List Renewable Energy Top 10: Countries Using Renewable Energies By Maya Derrick August 28, 2024 Share





### [Electricity - Renewables 2023 - Analysis](#)

While renewables are currently the largest energy source for electricity generation in 57 countries, mostly thanks to hydropower, these countries represent just 14% of global power demand. By ...

### **Interactive: How much of your country's electricity is renewable?**

As of 2020, nearly 80 percent of the world's energy was made by burning fossil fuels - oil, coal and gas. Renewable energy, including hydropower, solar, wind and biofuels, accounted for just

### **12.8V 200Ah**



## **Contact Us**

---

For catalog requests, pricing, or partnerships, please visit:  
<https://vdbconstruction.co.za>