

Daikin u2 system power supply insufficient





Overview

What is Daikin error code & fault?

Daikin Error Code & Fault Description Indoor Unit Daikin Error Code Error Message Cause of error - Problem and likely repair needed A0 External protection device activated External protection device connected to the terminal strip T1-T2 of indoor unit is activated A1 Malfunction of indoor unit PCB Defective indoor unit PCB.

Can AirPro diagnose Daikin air conditioning error codes?

Airpro can diagnose all Daikin Air conditioning fault and error codes. Airpro service all Perth areas and can supply Daikin spare parts to resolve your daikin error code. Daikin Error Code & Fault Description Indoor Unit Daikin Error Code Error Message Cause of error - Problem and likely repair needed A0 External protection device activated.

How do I know if a Daikin thermistor is not working?

Be sure to explain to the user that there is a "power supply imbalance" for which DAIKIN is not responsible. Resistance of radiation fin thermistor is detected when the compressor is not operating. status. Malfunction is not decided while the unit operation is continued. "P4" will be displayed by pressing the inspection button.

How do I identify what is required with my Daikin aircon?

How to identify what is required with your Daikin Aircon via the self diagnosis error code. FC Outdoor Low pressure drop. Email your daikin error code, system model and your contact details and location. Email to airpro@airproperth.com.au Looking for Fujitsu Error Codes?

.

What should I know about the Daikin user's manual?



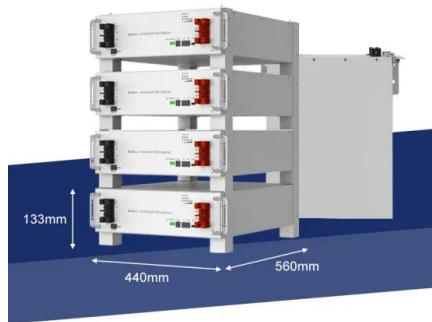
The User's Manual provides important safety instructions and warnings. Be sure to follow these instructions and warnings. If you have any inquiries, please contact your local importer, distributor, or retailer. ©2010 Daikin Industries, Limited.

What happens if a Daikin heat pump is not installed correctly?

Improper installation and connections can cause excessive heat generation, fire or an electrical shock. If the installation platform or frame has corroded, replace it. PREFACE Thank you for your continued patronage of Daikin products. This is the new service manual for Daikin's Year 2009 Daikin Altherma HT (high temperature) air to water heat pump.



Daikin u2 system power supply insufficient



Daikin fault codes

U2 System Power supply insufficient U3 System Wiring check operation not executed U3 System Mismatch of indoor and outdoor units i need some help about Daikin Split unit.I had replace a PCB on the outdoor unit with the same setting which were on the



Daikin Error and Fault Codes - Daikin Air Conditioning Perth by

How to identify what is required with your Daikin Aircon via the self diagnosis error code. Jump to - Indoor Unit or Outdoor Unit Error Codes. Airpro provide the following Daikin Error Fault code.


[Problème clim Daikin code panne U2](#)

Problème climatisation Daikin défaut U2 N 1855: Bonjour, J'ai un problème avec une clim Daikin, défaut U2, après plusieurs contrôles j'ai constaté qu'il n'y a pas de courant entre U V et W sur le compresseur.



Daikin Air Conditioning Fault Codes Explained [Infographic]

E0 - Outdoor unit protection devices activated - The refrigerant piping system could be clogged, there may be insufficient refrigerant or there could be a fault with the compressor/fan motor.
E3 - High pressure is too high (HPS activation) - The condenser may have short circuited or overloaded, or the heat exchanger may be dirty.




Our AC machine for the type of DAIKIN has error code of U2,

Hello, I've been working hard to find a Professional to assist you with your question, but sometimes finding the right Professional can take a little longer than expected. sorry, i had to go back to work at my main job. i will available from .-9 PM EST-12 PM EST

[Daikin Trouble Shooting Guide](#)

Fault Code Retrieval with Infra Red Remote Controller. In the ARC433A series, the temperature display sections on the main unit indicate corresponding codes. When the timer cancel button ...



[DAIKIN Air Conditioner AC Error Codes](#)

- U0 System Shortage of refrigerant or EEV failure
- U1 System Negative phase, Open phase
- U2 System Power supply insufficient
- U3 System Wiring check operation not executed
- U3 System Mismatch of indoor and outdoor units - Split only
- U4 System



DAIKIN ALTHERMA HT SERVICE MANUAL Pdf Download

Caution Have the power supply voltages between L1 and L2, L2 and L3, and L1 and L3 fallen within Correct the power supply the range of 380 to 415V±10% (50 Hz) and between L and N ...



PANTIP : R8492252 Error code ???? Daikin = 00 ???

DAIKIN Call center 02-7153333 ?????????????? ?? ?
???????? ? ?? ??? ?? ? ? ??? DAIKIN ??? ????? ???? ?
??? ??? ? U2 System Power supply insufficient U3
System Wiring check operation not executed U3
System Mismatch of indoor and

INSTALLATION MANUAL

1-4! WARNING! CAUTION Only qualified personnel must carry out the installation work. Installation must be done in accordance with this installation manual. Improper installation may result in water leakage, electric shock, or fire. When installing the unit in a small



Daikin codigos avarias

U1 System Negative phase, Open phase U2
System Power supply insufficient U3 System
Wiring check operation not executed U3 System
Mismatch of indoor and outdoor units (Split only)
U4 System Transmission between indoor units
U5 System U6 System



[daikin air conditioner u2 fault](#)

Overview of the U2 Fault Code in Daikin Air Conditioners When you encounter a Daikin air conditioner displaying the U2 fault code, When encountering an L5 fault on a Daikin system, begin by checking the power provide to make sure it's secure and Inspect



Daikin MicroTech III DPS Installation And Maintenance Manual

View and Download Daikin MicroTech III DPS installation and maintenance manual online. III unit controller for Rebel refrigeration only controls. MicroTech III DPS controller pdf manual download. Page 1 Installation and Maintenance Manual OM 1263 Group: Applied Air Systems Part Number: OM 1263 Date: June 2018 MicroTech III Unit Controller for ® Rebel Refrigeration Only Controls ...

Air Conditioning Essex , Daikin , Daikin Error Codes

- U1 System Negative phase, Open phase
- U2 System Power supply insufficient
- U3 System Wiring check operation not executed
- U3 System Mismatch of indoor and outdoor units (Split only)
- U4 System Transmission between indoor units
- U5 System
- U6 System



MicroTech® III for Rebel® Refrigeration Only Controls

CAUTION Extreme temperature hazard . Can cause damage to system components . The MicroTech III controller is designed to operate in ambient temperatures from -20 F to 125 F. It can be stored in ambient temperatures from -40 F to 140 F. It is designed to be



REYQ72, 96, 144, 168, 192MTJU R-410A Heat Recovery 60Hz

Be sure to disconnect the power cable plug from the plug socket before disassembling the equipment for a repair. Working on the equipment that is connected to a power supply can ...



Split System Air Conditioners SkyAir Inverter

+ Disconnect power before disassembling the equipment for repairs. Working on the equipment that is connected to the power supply may cause an electric shock. If it is necessary to supply ...

Daikin Dilemma

Interesting, before purchasing the system I had a couple of discussions with Daikin technical advisers regarding the direct generator power supply. The manufacturers of the "Intelligen" variable speed generator provided them with technical data to satisfy them that the electronics would not be compromised and that a constant adequate power supply would be ...





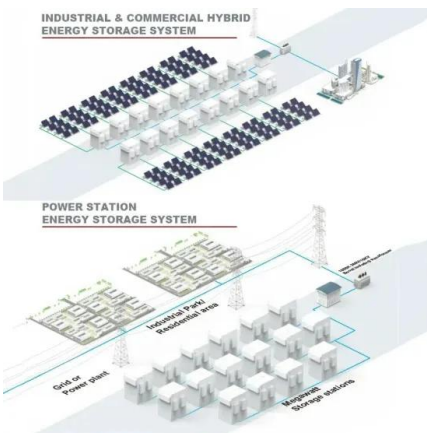
Daikin system connection, configuration and error messages

Power supply reverse phase T phase open phase
Defective outdoor unit PCB (A1P) V V V V V V V
0x91 U2 Malfunction of power supply or
instantaneous power failure Abnormal power
supply voltage Instantaneous power failure
Defective main circuit wiring V V



DAIKIN ALTHERMA HT SERVICE MANUAL Pdf Download

Page 208: U2" Power Supply Insufficient Or Instantaneous Failure Troubleshooting by Indication on the Remote Controller ESIE09-08B
3.54 "U2 " Power Supply Insufficient or Instantaneous Failure Remote Control Display ER*Q 011~016* Applicable Models



Daikin Air Conditioner Error Codes and Troubleshooting

Malfunction of inverter system Shortage of power supply capacity Defect of inverter PCB Defect of power transistor U2 Defect of power supply voltage or instantaneous power failure Defect of power supply voltage Instantaneous power failure Defect of wiring

[Error U2 Daikin: Causas y Soluciones](#)

Esta web utiliza cookies propias y de terceros para su correcto funcionamiento y para fines analíticos y para mostrarte publicidad relacionada con sus preferencias en base a un perfil elaborado a partir de tus hábitos de navegación. Contiene enlaces a sitios web de





[Daikin Error Codes - y.asi.ph](http://y.asi.ph)

- U1 System Negative phase, Open phase
- U2 System Power supply insufficient
- U3 System Wiring check operation not executed
- U3 System Mismatch of indoor and outdoor units (Split only)
- U4 System Transmission between indoor units
- U5 System
- U6 System

daikin error code u2

I have been asked to look at 2 daikin split vrf systems .they are both controlled by 1 controller which when switched on flashes u2 is a brd52 controller.the power has been off while the shop was rewired.has anyone any idea how to reset this or what the problem



Daikin Error Codes (Malfunction Self-Diagnosis)

A Comprehensive list of Daikin Error & Fault Codes for Malfunction. Simple Self Diagnosis & troubleshooting of Daikin VRV Systems, SkyAir, HRV, Chillers

[Daikin Air Conditioner Fault Codes Guide](#)

Some common indoor AC faults indicated by Daikin fault codes include PCB defects, motor failures, sensor issues, and power supply failures. When you encounter a fault code on your Daikin indoor unit, referencing the fault code manual will provide you with valuable information about the underlying issue and possible troubleshooting steps.





Daikin System Error Codes , Simple Self Diagnosis

Daikin fault codes are a vital diagnostic tool for identifying system errors in Daikin air conditioning systems. These alphanumeric codes provide technicians with valuable information to pinpoint and rectify issues quickly, ensuring efficient and reliable operation of the equipment.



Daikin aircon error code details , Aircon repair

U0 Indicate - Suction pipe temperature is too high (the refrigerant piping system may Fault)
23 U1 U1 Indicate - Reverse Phase (Three Phase power supply has been reversed)
24 U2 U2 Indicate - Open Phase or Power Voltage Imbalance (Voltage Imbalance in



Contact Us

For catalog requests, pricing, or partnerships, please visit:
<https://vdbconstruction.co.za>