

Fengjun 5 generator 4 plug exploded diagram





Overview

What is a 4 prong generator plug?

Secure the wires in place with the wire nuts. A 4-prong generator plug is a type of electrical connector that is used to connect a generator to a power source. The plug has four prongs, each of which is connected to a different wire. The wires are typically color-coded, so that you can easily identify which wire goes to which prong.

How should a generator be refuelled?

Always leave a least a 1M gap between the generator and any surrounding building or structures. Always ensure the generator is on a solid, flat surface. heat. 4. Never move or tilt the generator whilst it is switched on. Always switch the engine OFF when refuelling. Always refuel away from any source of heat.

What should I avoid when refueling a generator?

Never smoke whilst refuelling and avoid smoking or using a naked flame near the generator. Never start the engine if there is spilled fuel. Any spillage must be wiped clean and the generator allowed to dry before attempting to start the engine. Never use the generator in wet conditions unless it is well protected/ covered.

How do you connect a generator to an extension cord?

1. Strip the ends of the extension cord wires. 2. Connect the black wire from the extension cord to the black wire from the generator plug. 3. Connect the red wire from the extension cord to the red wire from the generator plug. 4. Connect the green wire from the extension cord to the green wire from the generator plug.

What should I do if my generator is overloaded?

NEVER use water or any other liquids to clean the generator. NEVER allow the



generator air vents to become blocked. Always ensure the applied load does not exceed the generator rating. Overloading the generator is dangerous and could cause serious damage. Always disconnect the generator when carrying out any maintenance.



Fengjun 5 generator 4 plug exploded diagram



How to Wire a 30 Amp 125/250 Volt Plug: A Detailed Diagram ...

The wiring diagram for a 30 Amp 125/250 Volt plug is relatively straightforward. The hot wires, typically colored black and red, should be connected to the two vertical prongs of the plug. The ...

GENERATOR

Place a oil collection tray under the drain plug. Unscrew the drain plug, and allow the used engine oil to drain from the crankcase into the oil collection tray. NOTE: Drain the engine oil when the ...

- LiFePO₄ Battery,safety
- Wide temperature: -20~55°C
- Modular design, easy to expand
- The heating function is optional
- Intelligent BMS
- Cycle Life:> 6000
- Warranty:10 years




A Complete Guide to Wiring a 50 Amp Generator Plug

The wiring diagram for a 50 amp generator plug typically includes four wires: two hot wires, a neutral wire, and a ground wire. The hot wires are usually black and red, while the neutral wire is white, and the ground wire is green. These wires ...

Homelite HG5000 Series 5000 Watt Generator Parts Diagrams

Homelite HG5000 Series 5000 Watt Generator Exploded View parts lookup by model. Complete exploded views of all the major manufacturers. See: Ariens exploded parts diagrams.




Kawasaki FE350D-BS12 4 Stroke Engine FE350D Parts Diagrams

Kawasaki FE350D-BS12 4 Stroke Engine FE350D Exploded View parts lookup by model. Complete exploded views of all the major manufacturers. See: Ariens exploded parts ...

How to Wire a 30-Amp Generator Plug: A Step-by-Step Guide

Connect the green wire from the generator to the green wire on the generator plug. 4. Secure the wires. Use the electrical tape to secure the wires in place. Make sure that the wires are not ...



Duromax XP10000EH [25/30] Exploded view and parts list

Table of Content. Product support 1; Safety information 4; Contents 5; Wattage reference chart 9; Wattages listed are approximate only check tool or appliance for actual wattage 9; ...



[DC Generator: Working Principle & Diagrams](#)

Key learnings: DC Generator Definition: A DC generator is a device that converts mechanical power into direct electrical power using the principle of electromagnetic ...



How to Wire a 240 Volt Portable Generator Plug

A diagram of a NEMA L14-30 plug is available on Page 10 of the first article listed under "References." A picture of a NEMA L14-30 is available on the second reference article. The standard 240-volt portable-generator ...

Kawasaki GAT40A-BS00 Generator GA1400A Parts Diagrams

Kawasaki GAT40A-BS00 Generator GA1400A Exploded View parts lookup by model. Complete exploded views of all the major manufacturers. See: Ariens exploded parts diagrams. We ...



Briggs and Stratton 303442-1450-E9 Parts Diagrams

Complete exploded views of all the major manufacturers. It is EASY and FREE See: Ariens exploded parts diagrams. We sell parts & accessories for your Briggs & Stratton equipment.



[Petrol Generator USER MANUAL](#)

Drain fuel from the carburettor by loosening the drain screw. ENGINE. Remove the spark plug, pour in about one tablespoon of SAE 10W30 or 20W40 motor oil into the spark plug hole and ...




5.5KVA Generator Manual V4 , PDF , Carburetor , Gasoline

5.5KVA Generator Manual V4 - Free download as PDF File (.pdf), Text File (.txt) or read online for free. The document is a user manual for a petrol generator that provides safety information ...



[Wiring Diagram for a 220V Generator Plug](#)

The wiring diagram for a 220V generator plug shows the connections and configuration necessary for proper functioning. Plug Types: There are different types of generator plugs available, and each may have a specific wiring ...



Great wall Fengjun 5 pickup parts catalog 2022

OEM Great wall parts are the best choice for your Fengjun 5 pickup. Browse our great Great wall Fengjun 5 pickup parts diagrams and securely order the exact parts you need from our online ...



WEN DF1100X INSTRUCTION MANUAL Pdf Download , ManualsLib

Page 38 EXPLODED VIEW & PARTS LIST
GENERATOR Part No. Description Qty. Part No.
Description Qty. DF1100X-001 Alternator
Assembly 29.2 DF1100-029.4 Multi-Meter Carbon
...



Homelite PS905000B PowerStroke 5,000 Watt Generator Parts Diagrams

Homelite PS905000B PowerStroke 5,000 Watt Generator Exploded View parts lookup by model. Complete exploded views of all the major manufacturers. See: Ariens exploded parts ...

How to Wire a 4-Prong Generator Plug: A Step-by-Step Guide

To wire a 4-prong generator plug, you will need to connect the hot wire to the brass terminal, the neutral wire to the silver terminal, the ground wire to the green terminal, and the equipment ...



Honda EB6500X A GENERATOR, CHN, VIN# EALC-1000001 Parts Diagrams

Honda EB6500X A GENERATOR, CHN, VIN# EALC-1000001 Exploded View parts lookup by model. Complete exploded views of all the major manufacturers. See: Briggs & Stratton ...



30 Amp Generator Plug Wiring Diagram » Wiring Diagram

Understanding the 30 Amp Generator Plug Wiring Diagram. Generator plug wiring diagrams are essential for properly connecting a generator to an electrical system. With ...



1100W PORTABLE GENERATOR

+ The generator is in good condition and free from any damage. + The generator is clean and free from fuel or oil spillage. + The generator is correctly positioned for use (See page 4). + The ...

[Generac G0057342 Parts Diagrams](#)

Complete exploded views of all the major manufacturers. It is EASY and FREE See: Ariens exploded parts diagrams. We sell parts & accessories for your Briggs & Stratton equipment.



Manuals and Technical Documents , Cummins Inc.

You can access Cummins Owner's Manuals and wiring diagrams for engine products by ESN with our Engine Manual Lookup tool. Manual Lookup Tool Technical documents on QuickServe



720W PORTABLE GENERATOR

+ The generator is in good condition and free from any damage. + The generator is clean and free from fuel or oil spillage. + The generator is correctly positioned for use (See page 4). + The ...



7-Way Trailer Plug Wiring Diagram , A Complete Guide

This plugs right into the 4-flat connector and provides three additional wires that must be connected - one to the electric brake controller, one to the battery hot lead, and ...

Contact Us

For catalog requests, pricing, or partnerships, please visit:
<https://vdbconstruction.co.za>