


Fengjun 5 generator bearing replacement tool



POWER UP INDOORS&OUTDOORS





Overview

What is the SKF bearing Fitting Tool Kit?

The SKF Bearing fitting tool kit is designed for quick and precise mounting of bearings, while minimising the risk of bearing damage. The right combination of impact ring and sleeve allows effective transmission of mounting force to the bearing ring with the interference fit.

How do I buy the correct parts for my Generator?

To buy the correct parts, all you need to do is provide us the “Brand and Model” of the generator, which you can easily find on the control panel. If you are looking for a suitable capacitor, in that case, it will help if you had the original Generator capacitor (or a picture of the capacitor with writing).

Where can I buy gear & bearing tools?


Gear & Bearing Tools | Mechanics Tools | Screwfix.com Buy Gear & Bearing Tools at Screwfix.com. Pay your way. PayPal accepted online. Apple Pay accepted in store. Free next day delivery available. 60 days free credit available.

What is a 6 inch yoke bearing puller?

The 6-inch yoke, designed for even force distribution, combined with the precision-threaded lead screw, ensures seamless and efficient pulling tasks. The lead screw with a ball end provides precise control over force and leverage, streamlining the bearing removal process for maximum efficiency. Orion Motor Tech Orion Motor Tech Bearing Puller Set



Fengjun 5 generator bearing replacement tool



[\[How To\] Nukeproof generator rear hub ...](#)

Step 13. Grease the rubber seal and install it. Install the washer to the a as it should be between the main body bearing and the free-hub. Grease the bearing side in the free hub body and put few


[Replacing Generator Bearings](#)

In addition, the cost of replacing a generator will result you in a considerable amount of money. DIY replacement of generator bearings. Before bearing replacement, you need to prepare ...



Onan end bearing replacement , HOW TO: repair your Onan 4000 generator

In this video Eli repairs the blown bearing on our Onan 4000 generator
Chapters:00:00 Preparing for a ride00:47 Something Is wrong03:18 Guess ...



Laser Tools 8356 Rear Wheel Bearing Removal & Insertion Kit

Being a GEN2 design the bearing must be fitted by pressing only on the outer bearing race. The Laser 8356 kit has been specially designed to both remove and fit the new bearing using a ...




stock 1957 Generator bearing replacement , Chevy Tri Five Forum

stock 1957 Generator bearing replacement. Jump to Latest 3K views 11 replies 4 participants last post by 1957 Destiny May 24, 2021. 1957 Destiny Discussion starter. 93 ...



[Lucas Dynamo / Generator Replacement Bearings](#)

New Lucas dynamo / generator replacement bearings. In this single listing you will find both bearings typically fitted to a Lucas dynamo including the E3L, E3LM, E3N & E3HM from 1934-1958 - Dynamos where fitted to many Triumph, BSA, ...



1952 Delco Remy Generator Bearing And Brush Replacement ...

1. Remove the generator from your vehicle according to the steps in its service manual. **Warning Warning** Using power tools can be dangerous. Be sure you know how to properly operate the ...





[Amazon : Bearing Installation Tool](#)

DASBET 10pcs Axle Bushing Bearing Race & Seal Install Driver Master Aluminum Tool Bearing Race and Seal Bushing Driver Install Set for Bearing Installation 1 Driver 9 Discs Bearing ...



How to change front wheel bearing on VW Golf 5 - replacement ...

BUY TOOLS CLUB TODOC .UK 2-17
REPLACEMENT: WHEEL BEARING - VW GOLF 5.
TOOLS YOU MIGHT NEED: Wire brush WD-40
spray Brake cleaner Copper grease Drive ...

Tool Recommendations for Wheel bearing Replacement

Tool Recommendations for Wheel bearing Replacement. Discussion in '1st Gen. Tacomas (1995-2004)' started by Kwe1982, Aug 12, 2020. Post Reply. Aug 12, 2020 at ...



Automatic Generator Bearing Re-Greasing System (AGRGS)

The Automatic Generator Bearing Re-Greasing System (AGRGS) prevents inadequate lubrication and reduces costs and workload. The X-Change part replacement program is an ...



StrutPro Cutless Bearing Replacement Tools , Made ...

StrutPro Cutless Bearing Replacement Tools take less than an hour to remove and replace your strut bearing. Take back hours in your day. Skip to content. 360-386-5762. About Strut Pro® FAQs



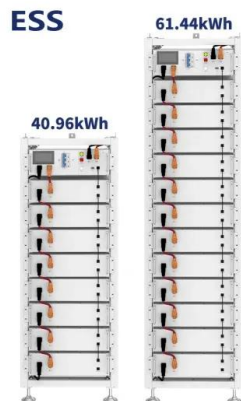
[23 Pcs Front Wheel Drive Bearing Removal ...](#)

Step.3 Lightly lubricate the new bearing and position it for installation with the tool components assembled. Press the bearing into the spindle assembly until it bottoms. Step.4 Fasten the bearing retainer in place using the bearing retainer ...



STRUT PRO Cutlass Bearing Removal Tool , Cutlass ...

Features of the Strut Pro Cutlass Bearing Puller / Removal Tool One Person Operation, Available to Use Underwater Imagine reducing the time it takes to replace a worn strut bearing by up to 90% and never having to remove the ...



Generation 2 Wheel Bearing Removal/Installation Set

Our wheel bearing sets are designed to be used on the vehicle and are replaced with minimal strip down of components, this saves time, damage and awkward setting up on a workshop ...



Motorcycle Wheel Bearings: Check & Replace Guide

Specialty Tools: Bearing puller; Bearing driver or installation tool; Seal puller (if needed) Having a well-organized work area with all your tools laid out can save time and ...



(PDF) Fault detection of a wind turbine generator bearing using

Bearings temperature during the bearing and generator failures in (A) 2017 and (B) August 2017. +12 Effect of faulty sensors on recorded temperature of bearings.

PLAYOCCAR Motorcycle Inner Bearing Extractor Kit, Internal Bearings ...

?PERFECTLY COMPATIBLE?Inner bearing extractor suitable for 9-23mm (0.35-0.91 inch) sleeve bearing parts such as motorcycle wheels, bicycle wheels, automobile ...



Contact Us

For catalog requests, pricing, or partnerships, please visit:
<https://vdbconstruction.co.za>