

# **Fengjun 5 generator belt direction diagram**





## Overview

---

What are the three phases of a generator connection diagram?

The connection diagram typically includes three phases: Phase A, Phase B, and Phase C. Each phase has its own set of connection points, including a neutral point and ground point. The diagram also shows the connection of the generator to the building's electrical grid, including the main switchboard and other important components.

What is a three-phase generator connection diagram?

A three-phase generator connection diagram illustrates how the generator is connected to the electrical system of a building. It shows the connection points and the direction of the electrical current flow. Understanding this diagram is crucial for electricians and engineers who need to install or troubleshoot three-phase generator systems.

What is a field winding in a generator?

The field winding, also known as the excitation winding, is another important component of the generator. It provides the magnetic field that interacts with the rotor to create the electrical current. The field winding is typically connected to a power source, such as a battery or an external power supply.

What is a generator rotor diagram?

This diagram is important for understanding the inner workings of a generator and can be used as a reference when troubleshooting or maintaining the generator. The rotor is a crucial part of the generator, as it is responsible for creating the magnetic field that induces the electrical current in the stator.

What is a generator diagram?

The diagram typically includes the main parts of the generator, such as the rotor, stator, and field winding, as well as the connections between them. This diagram is important for understanding the inner workings of a generator and



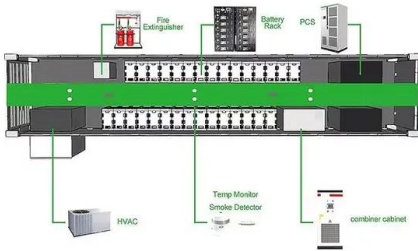
can be used as a reference when troubleshooting or maintaining the generator.

What are the components in a generator schematic?

The main components depicted in a generator schematic include the generator itself, which is usually represented by a symbol, and the various electrical components such as switches, fuses, voltage regulators, and capacitors. These components work together to generate, regulate, and distribute electric power.



## Fengjun 5 generator belt direction diagram



### The Ultimate Guide to the Chevy 5.3 Belt Diagram

Components of the Belt Diagram in the Chevy 5.3 Engine. The belt diagram in the Chevy 5.3 engine is a visual representation of how the serpentine belt is routed around the various ...

### A Clear Wiring Diagram for Connecting a Generator to Your ...

When it comes to generator wiring diagrams for a house, it's important to understand the various components involved in the setup. These components work together to ensure a smooth and ...




### A simple guide to generator panel wiring diagrams

Understanding the generator panel wiring diagram is crucial for electricians and technicians involved in the installation, maintenance, and troubleshooting of backup power systems.

### Understanding the Anatomy of an Electrical Generator: A ...

An electrical generator diagram is a visual representation of how an electrical generator works. It helps to understand the basic functioning of a generator and the components involved. The ...



### Onan Cummins QD 8000 generator complete parts diagrams

Cummins provided me with the complete parts diagram for my Onan Quiet Diesel 8000-watt generator, and I have attached it here for your future reference. It really ...

### [Flowchart Maker & Online Diagram Software](#)

Flowchart Maker and Online Diagram Software. draw.io is free online diagram software. You can use it as a flowchart maker, network diagram software, to create UML online, as an ER ...



### Unveiling the Inner Workings: A Detailed Look at Generator ...

A generator schematic, also known as a generator diagram or generator circuit diagram, is a visual representation of the electrical components and connections in a generator. It provides ...



## How to Put on an Alternator Belt (with Pictures)

Look for cracks in the belt. A significant sign that your alternator or serpentine belt needs replacing is visible cracking along the belt. Modern serpentine belts are designed to ...



### ESS



### [Wanco Belt-Drive Generators](#)

All AB- and AR-Series generators are inherently regulated. By maintaining the appropriate speed as described above, the proper voltage of 120 or 240 volts will be delivered by the generator. ...

## Generator/Belt Tension , Yesterday's Tractors Forums

No matter how I tighten things, over time the generator moves making the fan belt a bit loose. I recall seeing a picture of an additional bracket of some sort on the list but ...



### [How does a belt drive work?](#)

Introduction. In belt drives, power is transmitted between at least two pulleys by a belt. One pulley drives the belt (driving pulley) and the other pulley is driven by the belt (driven ...



### 2003-2007 Dodge Cummins 5.9 3rd gen drive / serpentine

Tools you will need: 1/2" drive long-handle ratchet (or a regular 1/2" ratchet with a cheater pipe), 3/8" drive ratchet, 13MM socket, 13MM combination wrench, patience, ...



### Wiring a Three Phase Generator: A Simple Connection Diagram

A three-phase generator connection diagram illustrates how the generator is connected to the electrical system of a building. It shows the connection points and the direction of the electrical ...

### Serpentine Belt Routing Diagrams: The Complete ...

The first step is to locate the belt routing diagram, which can usually be found under the hood of the vehicle or in the owner's manual. Once the diagram is identified, it's essential to compare it with the existing belt and ensure they ...



### Application & Installation Guide Generator Systems

This section of the Application and Installation Guide generally describes generator systems for Cat® engines listed on the cover of this section. Additional engine systems, components, and ...



## Step-by-Step Guide: 2005 Dodge Ram 1500 5.7 Hemi ...

How to Replace a Serpentine Belt on a 2005 Dodge Ram 1500 5.7 Hemi. The serpentine belt on the 2005 Dodge Ram 1500 5.7 Hemi is responsible for powering multiple components in the engine, such as the alternator, power ...

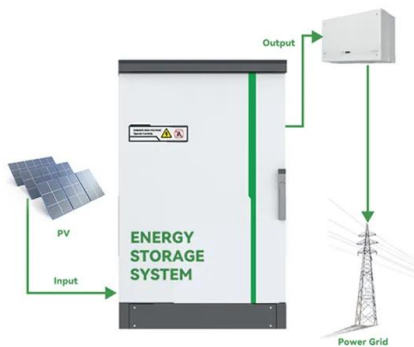


IP65/IP55 OUTDOOR CABINET

ALUMINUM

OUTDOOR ENERGY STORAGE CABINET

OUTDOOR MODULE CABINET



## Belt-Drive Generators

Wanco® Belt-Drive Generators provide dependable power when you need it most. Call toll-free in North America 1-800-972-0755 or 303-427-5700. Search ? Menu. Products. Harness the ...

## How to Replace a Serpentine Belt: 13 Steps (with Pictures)

Find the serpentine belt routing diagram. Many cars come with a sticker in the engine bay that shows exactly how the serpentine belt is supposed to be routed through the ...

CE UN38.3 MSDS



## The Ultimate Guide to Understanding Portable Generator Diagrams

It helps to keep the generator running quietly and efficiently. In summary, a portable generator diagram provides a visual representation of the key components and parts involved in the ...



## Step-by-Step Guide: How to Replace the 2014 Ford Fusion 1.5 Belt

In conclusion, the 2014 Ford Fusion 1.5 Belt Diagram is an essential tool for car owners looking to maintain their vehicle's performance and reliability. By familiarizing themselves with the ...



## 2020 GWM FengJun 5 (Wingle 5) Pickup Technical Specs

There are 8 variants of 2020 Fengjun 5 pickup, including a total displacement of 2.4L and a total of 1 transmission options. The maximum engine power: 118.0kW, the maximum horsepower: ...



## The Ultimate Guide to Understanding Serpentine Belt Routing Diagrams

A diagram of serpentine belt routing illustrates the path the belt takes around various pulleys in a car's engine. This visual guide shows the correct placement and direction of the belt, making it ...



## Understanding the Circuit Diagram of a Generator: A ...


The battery provides power for electrical components, while the fuel and cooling systems ensure proper engine operation. Together, these components form a complete circuit diagram of a ...





## TECHNICAL MANUAL DIRECT SUPPORT AND GENERAL SUPPORT ...

Before making load connections be sure the generator sets are not operating and main load control switch is in the OFF position. On gasoline engine driven generator sets utilizing ...



### 3.0t belt routing diagram

1. Turn your serp belt tensioner with a 17mm to loosen the belt and get it off the tensioner. 2. you can then remove the belt. 3. Before this though, you need to remove the supercharger belt, which sits right in front of the ...

### APPLICATION SCENARIOS



### [Generac Power Systems PowerPact 7.5 kW ...](#)

PowerPact 7.5 kW portable generator pdf manual download. Sign In Upload. Download Table of Contents Contents. Add to my manuals. Delete from my manuals 37 Section 10: Accessories Section 11: Diagrams Installation ...



## Contact Us

For catalog requests, pricing, or partnerships, please visit:  
<https://vdbconstruction.co.za>