

Generator minimum air inlet temperature 6





Overview

What temperature does a generator cooling system work?

The cooling system has been designed to operate in standard ambient temperatures up to 50°C (122°F) with an air flow restriction of 0.5 in water. The factory installed cooling system has been designed and tested to ensure proper generator set cooling, and includes the radiator, fan, belts, and all guarding installed as standard.

What temperature can a genset run at?

Table refers to the capability to run at continuous power level. For short periods of time the genset can run at 50C higher temperature with reduced efficiency. Subtract 30C ambient temperature capability for each 100 mm (4 in) H2O back pressure above the information shown on page 2.

What is the temperature rise of a generator?

actory.2Generator temperature rise is based on a 40°C (104°F) IS4722Prime: Output available with varying load for an unlimited time. Prime power in accordance with ISO 8528. 10% overload over in accordance with I O 3046.Ratings: Ratings are based on SAE J1349 standard conditions. These ratings also apply at ISO 3046 standard con.

Does inlet air cool a gas turbine increase power?

The exact increase in power available a particular gas turbine as a result of inlet air cooling depends upon the machine model and site altitude as well as ambient temperature and humidity. However, Fig. 37 can be used to make an estimate of this benefit for evaporative cool-ers.

What are weights & dimensions for a generator set?

Weights and dimensions represent a generator set with its standard features only. See outline drawing for other configurations. According to ISO 3046/I with fuel consumption tolerance of +5% -0%. Production variation/tolerance



+5% Outlet temperature controlled by thermostat. Inlet temperature for reference only.

Can a gas turbine intake air temperature be raised?

If the wind speed is of a sufficient velocity and direction—and the location of the gas turbine inlet is near the air-cooled condenser discharge—it is possible to raise the gas turbine intake air temperature by several degrees. Figure 4 shows a typical air-cooled condenser.



Generator minimum air inlet temperature 6



[3516B Generator Set Electric Power](#)

Inlet Air Combustion Air Inlet Flow Rate 164.3 m³/min 5801.6 cfm Max. Allowable Combustion Air Inlet Temp 109 ° C 229 ° F Exhaust System Exhaust Stack Gas Temperature 514.4 ° C 957.9 ...

Data sheet (template)

Genset dimensions. At ISO3046 reference conditions, altitude 1013 mbar (30 in. Hg), air inlet temperature 25 ° C (77 ° F). Power output and efficiency include the effect of Cummins supplied ...



Data sheet (template)

Weights and set dimensions represent a generator set with its standard features only. See outline drawing for other configurations. At ISO3046 reference conditions, altitude 1013 mbar (30 in. ...



Evaluation of the Gas Turbine Inlet Temperature with Relation to ...

Martínez et al. [30] studied the effect of excess air with respect to the turbine inlet temperature and hence the power and efficiency of the gas turbine at different pressure ratio ...



Deye Official Store **10 years warranty**



3512B-HD (CTL) Generator Set Electric Power

Inlet Air Combustion Air Inlet Flow Rate 108.3 m³/min 3824.1 cfm Max. Allowable Combustion Air Inlet Temp 47 ° C 117 ° F Exhaust System Exhaust Stack Gas Temperature 392.4 ° C 738.3 ° ...

Temperature Control

The core inlet temperature and the steam pressure are interconnected, and the core inlet temperature is directly given by system parameters in steam generators. Facebook Instagram Twitter . As a result of increasing ...



P22-6 , 20 kVA to 25 kVA Diesel Generator , Perkins Engine

Standard reference conditions 25 C (77 F) Air Inlet Temp, 100m (328 ft) A.S.L. 30% relative humidity. Fuel consumption data at full load with diesel fuel with specific gravity of 0.85 and ...





[Air intake temp whats too high and too low?](#)

An engine rated at 250 horsepower will develop only 240 horsepower when the intake air temperature is 130°F [54°C] with the same fuel delivery. Air That Is Too Cold ...



[3516B Generator Set Electric Power](#)

Fuel Strategy: LOW FUEL CONSUMPTION.
STANDBY: Output available with varying load for the duration of the interruption of the normal source power. Average power output is 70% of the ...



Effect of inlet ambient temperature on the gas ...

Download scientific diagram , Effect of inlet ambient temperature on the gas turbine performance (= 0.006284). from publication: Performance of a Typical Simple Gas Turbine Unit Under Saudi



Inlet Air Temperature Impacts on Air Compressor Performance


The answer is: "It depends." The goal of this article is to debunk a few misconceptions, and show how inlet air temperature actually affects compressor efficiency in ...





Nitrogen generators with pressure swing adsorption technology

- o Inlet pressure range: 4-13 barg/60-189 psig
- o Inlet temperature range: 5-60°C/41-140°F
- o Required inlet air quality: 1-4-1 according to ISO 8573-1:2010
- o Power supply: 115V AC/230V ...



C175-16 Generator Set Electric Power

Generator Set Dimensions Length - Minimum 6137 mm 241.6 in Length - Maximum 7947 mm 312.9 in Width - Minimum 2110 mm 83.1 in Width - Maximum 2889 mm 113.7 in Allowable ...

Generator Set Data Sheet 2000kW Continuous

10) Exhaust system back pressure is at rated load and will decrease at lower loads. Minimum restriction/back pressure is 0 mm H2O. 6) Inlet temperature controlled by thermostat, outlet ...



Introducing an optimum gas turbine inlet temperature (TIT)

Abstract Determining the maximum temperature of gas turbine is one of the challenges in energy conversion to achieve the suitable performance of gas turbine systems. ...





Ambient temperature vs. air on core (AOC) temperature

generator sets or generator sets in an enclosure, this temperature is typically measured at the air inlet louver. The air flowing through the radiator, then, is significantly warmer than the air ...



Inlet Air Temperature

Figs. 19 and 20 depict the change of T_j and COP with operating current for various inlet air temperature from 15 °C to 20 °C, 25 °C, 30 °C. As can be seen in Figs. 19 and 20, the surface ...

Diesel Generator Operating Temperature

What is the minimum operating temperature for a generator? When the mercury dips, your generator might start giving you trouble, especially when the thermometer hits below 40°F. ...



3412C Generator Set Electric Power

Inlet Air Combustion Air Inlet Flow Rate 45.6 m³/min 1610.2 cfm Max. Allowable Combustion Air Inlet Temp 89 ° C 193 ° F Exhaust System Exhaust Stack Gas Temperature 536.0 ° C 996.8 ° ...



Steam Inlet Temperature

High temperature materials issues in the design and operation of coal-fired steam turbines and plant. F. Starr, in Structural Alloys for Power Plants, 2014 3.8 Material issues in the ...




[Nitrogen Gas Sizing & Selection Guide](#)

based on air inlet temperature and pressure 6) To calculate total air consumption, add the dryer purge flow to the nitrogen generator air consumption Example 1 Select the generator based on ...

Actual Gas-Turbine Cycle

8. The gas temperature is 300 K at the compressor inlet and 1300 K at the turbine inlet. Utilizing the air-standard assumptions, determine a) the gas temperature at the exit of the compressor ...



[Generator set data sheet 1000 kW continuous](#)

1. At ISO3046 reference conditions, altitude 1013 mbar (30in Hg), air inlet temperature 25°C (77°F)
6. Weights and dimensions represent a generator set with its standard features only. ...



Fuel Type: Low BTU Emissions NOx: LT water inlet temp

4) With air intake at 25°C (77°F). Tolerance ± 10°C. 12) Pressure drop external to genset. 13) Exhaust gas cooled to 120 °C. 6) Inlet temperature controlled by thermostat, outlet ...




C175-16 Generator Set Electric Power

Inlet Air Combustion Air Inlet Flow Rate 264.2 m³/min 9330.3 cfm Max. Allowable Combustion Air Inlet Temp 50 ° C 122 ° F Exhaust System Exhaust Stack Gas Temperature 479.4 ° C 894.9 ° ...

C9 Generator Set Electric Power

Inlet Air Combustion Air Inlet Flow Rate 15.2 m³/min 536.8 cfm Max. Allowable Combustion Air Inlet Temp 45 ° C 113 ° F Exhaust System Exhaust Stack Gas Temperature 470.6 ° C 879.1 ° ...



Managing the Energy Cost of On-Site Nitrogen Generators

Inlet Temperature To The Generator - these ratings are based on inlet air temperature of the DRY compressed air about 55â °F to 70â °F. At higher temperatures over ...

Application scenarios of energy storage battery products



Contact Us

For catalog requests, pricing, or partnerships, please visit:
<https://vdbconstruction.co.za>