

# Global energy sources





## Overview

---

Let's look at our energy mix today, and explore what sources we draw upon. In the interactive chart shown, we see the primary energy mix broken down by fuel or generation source.

Around three-quarters of global greenhouse gas emissions come from the burning of fossil fuels for energy.<sup>3</sup>To reduce global emissions we need to shift our energy systems away from.

This interactive map shows the share of primary energy that comes from low-carbon sources across countries. Globally, our progress in shifting towards a low-carbon economy has been.

Three-quarters of global greenhouse gas emissions come from the burning of fossil fuels for energy.<sup>7</sup>To tackle climate change, we must transition away from fossil fuels and decarbonize.

In the chart, we see the share of global energy that comes from fossil fuels, renewables, and nuclear. The sum of the top two is what we want to increase. Part of this slow progress.

Today when we think about energy mixes we think about a diverse range of sources – coal, oil, gas, nuclear, hydropower, solar, wind, and biofuels. But if we look back a couple of centuries ago, our energy mixes were relatively homogeneous. And the transition from one source to another was incredibly slow. In the chart.

Let's look at our energy mix today, and explore what sources we draw upon. In the interactive chart shown, we see the primary energy mix broken.

Around three-quarters of global greenhouse gas emissions come from the burning of fossil fuels for energy.<sup>3</sup>To reduce global emissions we need to shift our energy systems away from fossil fuels to low-carbon energy sources. We need to 'decarbonize'. How big is.

This interactive map shows the share of primary energy that comes from low-carbon sources across countries. Globally, our progress in shifting.

Three-quarters of global greenhouse gas emissions come from the burning of fossil fuels for energy.<sup>7</sup>To tackle climate change, we must transition away



from fossil fuels and decarbonize our energy systems. The world now gets approximately one-sixth of.



## Global energy sources

---



### Global Energy Sources , EARTH 104: Earth and the Environment ...

Global Energy Sources The energy we use to support the whole range of human activities comes from a variety of sources, but as you all know, fossil fuels (coal, oil, and natural gas) currently provide the majority of our energy on a global basis, supplying about 81

### Global Energy Tracker

High-carbon energy sources continue to provide most of the world's power. Low-carbon sources, however, are on the how global energy consumption fell nearly 4 percent between 2019 and 2020



### [World energy supply and consumption](#)

World energy supply and consumption refers to the global supply of energy resources and its consumption. The system of global energy supply consists of the energy development, ...


### [Key World Energy Statistics 2020 - Analysis](#)

IEA Key World Energy Statistics (KWES) is an introduction to energy statistics, providing top-level numbers across the energy mix, from supply and demand, to prices and research budgets, ...



### Fossil fuels

Fossil fuel consumption by type In the sections above, we looked at the consumption of fossil fuels collectively. But it's important to look at the role of coal, oil, and gas individually - their impacts are not equal. Coal, for example, typically produces more CO<sub>2</sub> and local air pollution per unit of energy [see our article on the relative safety and impacts of different energy sources].



### [World Energy Outlook 2024 - Analysis](#)

The IEA's flagship World Energy Outlook, published every year, is the most authoritative global source of energy analysis and projections. It identifies and explores the biggest trends in energy demand and supply, as well as what they mean for energy ...



### Executive summary - Electricity 2024 - Analysis

Record-breaking electricity generation from low-emissions sources - which includes nuclear and renewables such as solar, wind and hydro - is set to cover all global demand growth over the next three years. Low-emissions sources, which will reduce the role of





### Renewable energy

The International Energy Agency estimates that to achieve net zero emissions by 2050, 90% of global electricity generation will need to be produced from renewable sources. [13] Renewables also cause much less air pollution than fossil fuels, improving public health, and are less noisy .



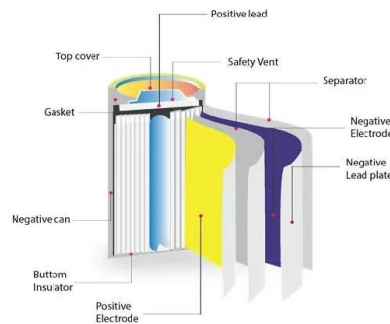
### [Global overview - Renewables 2024 - Analysis](#)

In 2030, renewable energy sources are used for 46% of global electricity generation, with wind and solar PV together making up 30%. By 2030, however, solar PV becomes the foremost ...



### Nuclear Energy

Nuclear energy generation by country The global trend in nuclear energy generation masks the large differences in its role at the country level. Some countries get no energy from nuclear -- or aim to eliminate it completely -- while others get most of their power from



### Supply - Key World Energy Statistics 2021 - Analysis

Note: Excludes countries with no solar PV production. Sources: IEA, World Energy Statistics, 2021; IEA, Renewables Information, 2021; IEA, Renewable Energy Market Update, 2021. Key ...





### Energy Production and Consumption

Global energy consumption. How much energy does the world consume? The energy system has transformed dramatically since the Industrial Revolution. We see this transformation of the ...



### Global Energy Review 2021 - Analysis

As the world enters a second year of the Covid-19 pandemic, the annual Global Energy Review assesses the direction energy demand and carbon dioxide emissions are taking in 2021. The latest statistical data and real-time analysis confirm our initial estimates for



### **Share of electricity production from renewables, 2023**

While the Energy Institute (EI) provides primary energy (not just electricity) consumption data and it provides a longer time-series (dating back to 1965) than Ember (which only dates back to 1990), EI does not provide data for all countries or for all sources of



### **A comprehensive review of international renewable energy growth**

The global energy situation is at a crucial juncture, characterized by a paradigm shift from fossil fuel reliance to cleaner, more sustainable energy sources [125]. This transition is driven by the pressing need to address climate change and the increasing economic viability of renewable energy sources.



## CO2 emissions

The underlying data sources for annual CO<sub>2</sub> emissions data come from the Carbon Dioxide Analysis Center (CDIAC) and the Global Carbon Project. The cumulative figures were calculated by Our World in Data based on these annual estimate sources.



## Global electricity generation by source 2023 , Statista

Coal has been the main source of electricity generation worldwide for the last three decades. In 2023, global coal power generation stood at almost 10,500 terawatt-hours. Overall, coal, natural

## Executive summary - World Energy Outlook 2023

Some of the immediate pressures from the global energy crisis have eased, but energy markets, geopolitics, and the global economy are unsettled and the risk of further disruption is ever present. Fossil fuel prices are down from their 2022 peaks, but markets are tense and volatile.



## [World Energy Transitions Outlook 2023](#)

FIGURE 2.3 Global power generation mix and installed capacity by energy source: Planned Energy Scenario and 1.5 C Scenario in 2020, 2030 and 2050 Notes: 1.5-S = 1.5°C Scenario; CSP = concentrated solar power; GW = gigawatt; PES = Planned Energy Scenario; PV = photovoltaic; VRE = variable renewable energy; TWh = terawatt hour.



### World energy resources

World energy resources are the estimated maximum capacity for energy production given all available resources on Earth. Coal's large reserves would make it a popular candidate to meet the energy demand of the global community, short of global warming [5

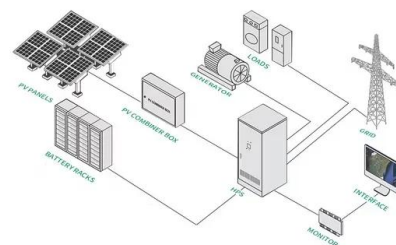


### Global electricity generation by source, 2014-2025

Global electricity generation by source, 2014-2025 - Chart and data by the International Energy Agency. About News Events Programmes Help centre Skip navigation Energy system Explore the energy system by fuel, technology or sector Fossil Fuels Transport

### Clean energy can fuel the future -- and make the world healthier

Renewable energy's share of total global energy consumption was just 19.1% in 2020, according to the latest UN tracking report, but one-third of that came from burning resources such as wood.



### Electricity generation by source 2023 , Statista

Fossil fuels remain the greatest source of electricity generation worldwide. In 2023, coal accounted for roughly 35.5 percent of the global power mix, while natural gas ...



### Renewable energy: Global capacity increased by 50% in 2023

- 2028: Renewable energy sources account for over 42% of global electricity generation, with the share of wind and solar PV doubling to 25%. "The new IEA [Renewables 2023] report shows that under current policies and market conditions, global renewable capacity is already on course to increase by two-and-a-half times by 2030.



### Energy

The world lacks a safe, low-carbon, and cheap large-scale energy infrastructure. Until we scale up such an energy infrastructure, the world will continue to face two energy problems: hundreds of millions of people lack access to sufficient ...

### The renewable energy role in the global energy Transformations

Predicting the exact timing and extent of energy transitions is inherently difficult due to the complex interplay of numerous factors. Historically, shifts in dominant energy sources, such as the transition from biomass to coal or from coal to oil, have not occurred solely



### Highvoltage Battery



### The global energy crisis - World Energy Outlook 2022

The world is in the middle of a global energy crisis of unprecedented depth and complexity. Europe is at the centre of this crisis, but it is having major implications for markets, policies and economies worldwide. As so often is the case, the poorest and most



[Global primary energy consumption by source](#)

Primary energy is based on the substitution method and measured in terawatt-hours. Licenses: All visualizations, data, and articles produced by Our World in Data are open access under the Creative Commons BY license. You have permission to use, distribute



[Global Energy Crisis - Topics](#)

Global Energy Crisis How the energy crisis started, how global energy markets are impacting our daily life, and what governments are doing about it Energy markets began to tighten in 2021 because of a variety of factors, including the extraordinarily rapid economic rebound following the pandemic.

**Global primary energy**

Fossil fuels are the main source of energy in the world. In 2023, they accounted for an 80 percent share of the global primary energy consumption. Renewable energy consumption has doubled over the



**Renewables - Global Energy Review 2021 - Analysis**

Increases in electricity generation from all renewable sources should push the share of renewables in the electricity generation mix to an all-time high of 30% in 2021. Combined with nuclear, low-carbon sources of generation well and truly ...



## How have the world's energy sources changed over the last two

But a diverse energy system is a very recent phenomenon. Go back a couple of centuries and we see that we relied on only one or two key sources of energy. In the chart we see global primary energy consumption dating back to the year 1800. 1



## Contact Us

---

For catalog requests, pricing, or partnerships, please visit:  
<https://vdbconstruction.co.za>