

# Glycogen is the main energy storage molecule in

20 ft container



40 ft container





## Overview

---

Glycogen is a branched polymer of glucose. Glucose residues are linked linearly by  $\alpha$ -1,4 glycosidic bonds, and approximately every ten residues a chain of glucose residue.

In animals and humans, glycogen is found mainly in muscle and liver cells. Glycogen is synthesized.

Glycogen homeostasis is a highly regulated process that allows the body to store or release glucose depending on its energetic needs. The basic steps in glucose metabolism are g.

In endurance exercise, athletes may undergo glycogen depletion, in which most of the glycogen is depleted from the muscle. This can result in severe fatigue and difficulty mov.

Glycogen is a large, branched polysaccharide that is the main storage form of glucose in animals and humans. Glycogen is as an important energy reservoir; when energy is required by the body, glycogen in broken down to glucose, which then enters the glycolytic or pentose phosphate pathway or is released into the.

Glycogen is a branched polymer of glucose. Glucose residues are linked linearly by  $\alpha$ -1,4 glycosidic bonds, and approximately every ten.

In animals and humans, glycogen is found mainly in muscle and liver cells. Glycogen is synthesized from glucose when blood glucose levels are high, and serves as a ready source of glucose for tissues throughout the body when blood glucose levels decline.

In endurance exercise, athletes may undergo glycogen depletion, in which most of the glycogen is depleted from the muscle. This can result in severe fatigue and difficulty moving.

Glycogen homeostasis is a highly regulated process that allows the body to store or release glucose depending on its energetic needs. The basic steps in glucose metabolism are.

Glycogen is a multibranched of that serves as a form of energy storage in , , and bacteria. It is the main storage form of glucose in the human body.



Glycogen functions as one of three regularly used forms of energy reserves, being for very short-term, glycogen being for short-term and the triglyceride stores in adipose tissue (i.e., body fat) being for long-term storage.

Glycogen is a large, branched polysaccharide that is the main storage form of glucose in animals and humans. Glycogen is as an important energy reservoir; when energy is required by the body, glycogen is broken down to glucose, which then enters the glycolytic or pentose phosphate pathway or is released into the bloodstream. What is the function of glycogen in the body?

Glycogen is a large, branched polysaccharide that is the main storage form of glucose in animals and humans. Glycogen is as an important energy reservoir; when energy is required by the body, glycogen is broken down to glucose, which then enters the glycolytic or pentose phosphate pathway or is released into the bloodstream.

Where does glycogen come from?

Glycogen is a form of glucose, a main source of energy that your body stores primarily in your liver and muscles. Your body needs carbohydrates from the food you eat to form glucose and glycogen. What is glycogen?

Glycogen is the stored form of glucose that's made up of many connected glucose molecules.

What is glycogen in biology?

1. Introduction Glycogen is a glucose polymer (strictly speaking, an  $\alpha$ -D-glucosyl polymer) serving as the primary storage form of glucose in bacteria, and in the liver and muscle tissues of animals, and to a lesser extent, in various other organs like the brain and kidney (Adeva-Andany et al., 2016).

What is the main storage form of glucose in the human body?

It is the main storage form of glucose in the human body. Glycogen functions as one of three regularly used forms of energy reserves, creatine phosphate being for very short-term, glycogen being for short-term and the triglyceride stores in adipose tissue (i.e., body fat) being for long-term storage.

Is glycogen a branched glucose polymer?

Last Update: May 1, 2023. Glycogen is an extensively branched glucose



polymer that animals use as an energy reserve. It is the animal analog to starch. Glycogen does not exist in plant tissue. It is highly concentrated in the liver, although skeletal muscles contain the most glycogen by weight.

What is a glycogen polymer?

Glycogen is a glucose polymer that plays a crucial role in glucose homeostasis by functioning as a short-term energy storage reservoir in animals and bacteria. Abnormalities in its metabolism and structure can cause several problems, including diabetes, glycogen storage diseases (GSDs) and muscular disorders.



## Glycogen is the main energy storage molecule in

---



### Bio 1 Flashcards

Study with Quizlet and memorize flashcards containing terms like Polysaccharides are long polymers made of many nucleotides that have been joined through dehydration synthesis., Cellulose is the main storage polysaccharide in plants while glycogen is an important storage polysaccharide in many animals., Both starch and glycogen are composed of  $\alpha$ -glucose ...

### 3.5: Carbohydrates

Glycogen Animals do not store energy as starch. Instead, animals store the extra energy as the complex carbohydrate glycogen. Glycogen is a polysaccharide of glucose. It serves as a form of energy storage in fungi as well as animals and is the main storage




### Glycogen metabolism links glucose homeostasis to ...

Glycogen is generally considered the first option in cells for energy storage and utilization. The regulation of glycogen synthesis and degradation by insulin and adrenaline are ...

### [Topic 1: Biological Molecules](#)

Glycogen is the main energy storage molecule in animals and is formed from many molecules of alpha glucose joined together by 1, 4 and 1, 6 glycosidic bonds . It has a large number of side branches




### Glycogen vs. Starch

Glycogen and starch are both polysaccharides that serve as energy storage molecules in living organisms. However, they differ in their structure and function. Glycogen is the primary storage form of glucose in animals, including humans, and is mainly found in the liver and muscles.

### Gluconeogenesis, Glycogenesis, Glycogenolysis - biochemistry

Glycogen is the main storage form of glucose, and is key to mobilizing glucose stores in skeletal muscles during vigorous exercise. Glucose molecules are osmotically active particles, thus they cannot be stored in high concentration as monomers.



### Glycogen

Muscle Storage Glycogen: The spherical glycogen molecules are located in three distinct subcellular compartments within skeletal muscle: intermyofibrillar glycogen, which accounts for approximately three-quarters of total glycogen and is situated ...



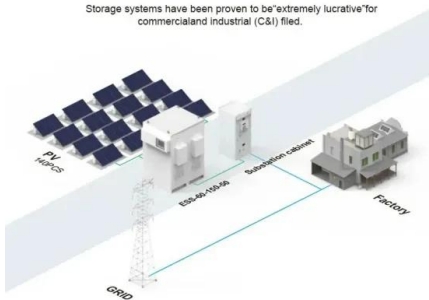
## Biochemistry

Glycogen, also known as animal starch, is a branched polysaccharide that serves as a reserve of carbohydrates in the body; it is stored in the liver and muscle and readily available as an immediate energy source. The formation of glycogen from glucose is known as glycogenesis, and the breakdown of glycogen to form glucose is called glycogen metabolism or ...



### BASIC APPLICATION

Storage systems have been proven to be "extremely lucrative" for commercial and industrial (C&I) filed.



## Physiology, Glucose

Glucose is a 6-carbon structure with the chemical formula  $C_6H_{12}O_6$ . Carbohydrates are ubiquitous energy sources for every organism worldwide and are essential to fuel aerobic and anaerobic cellular respiration in simple and complex molecular forms.[1] Glucose often enters the body in isometric forms such as galactose and fructose (monosaccharides), ...

## Biochemistry. Glycogenolysis

Glycogen, also known as animal starch, is a branched polysaccharide that serves as an energy reserve in the liver and muscle. It is readily available as an immediate source of energy. The formation of glycogen ...



## Glycogen

Glycogen is a multibranched polysaccharide of glucose that serves as a form of energy storage in animals, [2] fungi, and bacteria. [3] It is the main storage form of glucose in the human body. Schematic two-dimensional cross-sectional view of glycogen: A core



[Glycogen metabolism and structure: A review](#)

Glycogen is a glucose polymer that plays a crucial role in glucose homeostasis by functioning as a short-term energy storage reservoir in animals and bacteria. Abnormalities in its metabolism ...



### Glycogen

OverviewStructureFunctionsStructure TypeHistoryMetabolismClinical relevanceSee also

Glycogen is a multibranched polysaccharide of glucose that serves as a form of energy storage in animals, fungi, and bacteria. It is the main storage form of glucose in the human body. Glycogen functions as one of three regularly used forms of energy reserves, creatine phosphate being for very short-term, glycogen being for short-term an...

### Why Are Fats The Preferred Energy Storage ...

Glycogen, though not the preferred storage molecule of the human body, still plays an important role in maintaining blood sugar levels, especially between meals. The body maintains a stable blood sugar level so ...

- LIQUID/AIR COOLING
- INTELLIGENT INTEGRATION
- PROTECTION IP54/IP55
- BATTERY /6000 CYCLES



### Glycogen vs. Glucose vs. Glucagon: Differences and Functions

We explain what glucose, glycogen, and glucagon are. Learn how they work together to balance your blood sugar and energy levels. Where is glycogen stored? Glycogen is mostly stored in your liver and muscles. You can also find small amounts in other places, including your



kidneys, heart, and brain, as well as in fat and blood cells.



### 7.5: Polysaccharides of Glucose

Glycogen Glycogen is the energy reserve carbohydrate of animals. Practically all mammalian cells contain some stored carbohydrates in the form of glycogen, but it is especially abundant in the liver (4%-8% by weight of tissue) and in skeletal muscle cells (0.5%-1).



### **7.2: Polysaccharides**

Polysaccharides contain many monosaccharides in glycosidic links, and may contain many branches. They serve as either structural components or energy storage molecules. Polysaccharides consisting of ... ? 1,6 main chain links Dextran is a branched polymer of glucose in ? 1,6 links with ? 1,2, ? 1,3, or ? 1,4 linked side chain.

### Glycogen metabolism in humans

Glycolytic pathway and glycogen storage diseases. 2. Glycogen synthesis 2.1. Glucose uptake: glucose transporters In most human tissues glucose crosses the plasma membrane and enters into the cells through glucose transporters via facilitated transport. 2.1.





## Glycogen metabolism and glycogen storage disorders

Glucose is stored as glycogen primarily in the cytoplasm of liver and muscle cellular tissue, and in small amounts in brain tissues. While glycogen in the liver acts as the main depot source that ...



### Which statement correctly compares the body's energy storage

Final answer: Glycogen acts as the body's main source of energy for immediate use, while lipids contain the most stored energy within the body, serving as a long-term energy reserve.

Explanation: In the human body, both glycogen and lipids play vital roles in terms of energy storage and utilization.



## Glycogen , Structure, Synthesis, Occurrence & Importance

Glycogen molecule organizes itself in a spherical form around the glycogen in protein in such a way that the whole structure looks like a tree with the branches arising from the center. In the cytoplasm of living cells, glycogen is present in the form of granules.

### 4.4: The Functions of Carbohydrates in the Body

**Energy Storage** If the body already has enough energy to support its functions, the excess glucose is stored as glycogen (the majority of which is stored in the muscle and liver). A molecule of glycogen may contain in excess of fifty thousand single glucose units





## Starch & Glycogen , AQA A Level Biology Revision Notes 2017

Revision notes on 1.1.8 Starch & Glycogen for the AQA A Level Biology syllabus, written by the Biology experts at Save My Exams. Glycogen is the storage polysaccharide of animals and fungi, it is highly branched and not coiled. Liver and muscle cells have a high concentration of glycogen, present as visible granules, as the cellular respiration ...



### Glycogen: Structure, Function, Location, and More

Glucose is the primary energy source for cells, tissue, and organs in the body. Excess glucose gets stored short term in the liver and muscles as glycogen or long term as fat. ...



### Biochemistry

Glycogen, also known as animal starch, is a branched polysaccharide that serves as a reserve of carbohydrates in the body; it is stored in the liver and muscle and readily available as an immediate energy source. ...

### [4.5: Structure and Function of Carbohydrates](#)

Glycogen is the storage form of glucose in humans and other vertebrates, and is made up of monomers of glucose. Glycogen is the animal equivalent of starch and is a highly branched molecule usually stored in liver and muscle cells.





### Glycogen metabolism and glycogen storage disorders

Abstract Glucose is the main energy fuel for the human brain. Maintenance of glucose homeostasis is therefore, crucial to meet cellular energy demands in both - normal physiological states and during stress or increased demands. Glucose is stored as glycogen



LFP 12V 100Ah

### Energy storage in the human body

As mentioned above, glycogen is not the body's main energy store (liver glycogen is depleted within 12-24 hours of starvation). This is because it is a polar, richly hydrated molecule, and the bound water only "takes up space" and does not bring energy gain.



### Section 3.5: Carbohydrates

Glycogen and starch are branched polymers; glycogen is the primary energy-storage molecule in animals and bacteria, whereas plants primarily store energy in starch. The orientation of the glycosidic linkages in these three polymers is different as well and, as a consequence, linear and branched macromolecules have different properties.

### 2.3: Biological Molecules

Thus, through differences in molecular structure, carbohydrates are able to serve the very different functions of energy storage (starch and glycogen) and structural support and protection (cellulose and chitin) (Figure (PageIndex{4})).





## Contact Us

---

For catalog requests, pricing, or partnerships, please visit:  
<https://vdbconstruction.co.za>