

Highest renewable energy countries





Highest renewable energy countries



Top 10: Countries Using Renewable Energies , Energy Magazine

One of the largest energy companies in the world and a leader in wind energy, Spain's Iberdrola is a significant player in the country's renewable sector and has been instrumental in expanding Spain's renewable energy capacity.

[Renewable energy statistics](#)

Share of renewable energy more than doubled between 2004 and 2022 The EU reached a 23.0 % share of its gross final energy consumption from renewable sources in 2022, around 1.1 percentage points (pp) higher than in 2021. EU Directive 2023/2413 on the promotion of the use of energy from renewable sources has revised upwards the EU's 2030 renewable energy target

...



European Warehouse

Germany, EU

7-15 days

ONE-STOP SOLUTION

65kWh	30kW
130kWh	30kW
130kWh	60kW

Executive summary - Renewables 2023 - Analysis

Over the coming five years, several renewable energy milestones are expected to be achieved: In 2024, wind and solar PV together generate more electricity than hydropower. In 2025, renewables surpass coal to become the largest source of electricity generation.

Here are some of the world's greenest cities , World Economic Forum

Around the world, national and local governments are waking up to the potential of renewables as a way to create clean, liveable



cities. More than half of the world's population lives in a city, and cities contribute around three-quarters of the carbon dioxide emissions from global final energy use.




These countries top the Energy Transition Index for 2024

The report spotlights these countries and in particular their commitment to reducing fossil fuel subsidies, decentralizing renewable energy and boosting the number of clean energy jobs. The Energy Transition Index 2024 Image: World Economic Forum

Fourteen countries in the world get almost all of their electricity

Since 2020, 14 countries have consistently generated over 95% renewable electricity, according to Ember's Yearly electricity data. In eight of these countries, electricity has been almost entirely renewable-based for over 20 years.



[Renewable energy investments worldwide](#)

As with renewable energy in general, China was the leading country for wind energy investments in 2021, reaching some 67 billion U.S. dollars. This text provides general information.



These 8 Countries Scaled Renewable Energy the Fastest

Renewable energy has grown exponentially over the past two decades, with wind and solar comprising 12% of global electricity generation in 2022. Yet that share needs to reach at least 57% by 2030 to stay on track with net zero. These three countries have already

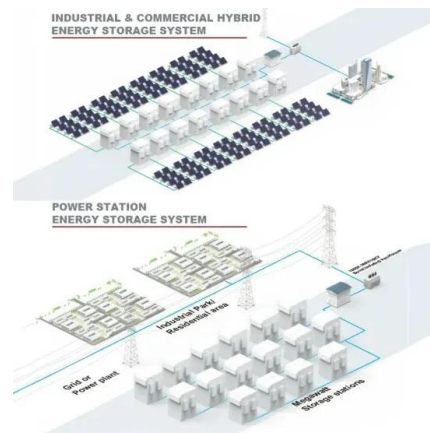


[Global renewable energy industry](#)

Country with highest renewable energy consumption China Detailed statistics Global renewable energy consumption 2023, by country Projected global consumption of renewable energy 2050

2023 Share of Electricity from Renewable Energy Resources in ...

Comparison of share of renewable energy with other countries Since the 1990s, the European Union (EU) The Tohoku area, which ranks second in terms of renewable energy share, has the highest VRE share in the country at 19.3%, with solar power at 13.6



- LiFePO₄ Battery, safety
- Wide temperature: -20~55°C
- Modular design, easy to expand
- The heating function is optional
- Intelligent BMS
- Cycle Life: > 6000
- Warranty: 10 years



Renewables - Global Energy Review 2021 - Analysis

Increases in electricity generation from all renewable sources should push the share of renewables in the electricity generation mix to an all-time high of 30% in 2021. Combined with nuclear, low-carbon sources of generation well and truly ...



List of countries by renewable electricity production

226 ?· This is a list of countries and dependencies by electricity generation from renewable sources each year. Renewables accounted for 28% of electric generation in 2021, consisting of hydro (55%), wind (23%), biomass (13%), solar (7%) and geothermal (1%). China produced ...



Executive summary - Renewables 2023 - Analysis

G20 countries account for almost 90% of global renewable power capacity today. In the accelerated case, which assumes enhanced implementation of existing policies and targets, ...

[Renewable energy in Europe](#)

Across the EU, the share of renewable energy in gross final energy consumption has increased over recent years from 9.6% in 2004 to 18.9% in 2018. The five EU countries with the largest share of their energy coming from renewable energy sources (based on



Africa: renewable energy capacity by country 2023 , Statista

South Africa had the largest renewable energy capacity in Africa as of 2023, reaching 10.62 gigawatts. This corresponded to just over 17 percent of Africa's total renewable energy capacity that



Share of electricity production from renewables, 2023

Ember - Yearly Electricity Data (2024). The data is collected from multi-country datasets (EIA, Eurostat, Energy Institute, UN) as well as national sources (e.g. China data from the National Bureau of Statistics). ...



Share of energy consumption from renewable sources in Europe

The 2023 renewable energy share also signals a return to higher growth rates of renewables after the dip of the renewable energy share in 2021 (figure 1). In absolute values, it is estimated that gross final consumption of renewables grew by almost six million tonnes oil equivalent (Mtoe) between 2022 and 2023, driven by a substantial increase in solar power generation by 18.6%, ...

[Renewable energy statistics 2024](#)

The International Renewable Energy Agency (IRENA) produces comprehensive, reliable datasets on renewable energy capacity and use worldwide. Renewable energy statistics 2024 provides datasets on power-generation capacity for 2014-2023, actual power generation for 2014-2022 and renewable energy balances for over 150 countries and areas for 2021-2022.



Renewable energy production by country 2020 , Statista

China was the largest producer of renewable energy in the world. In 2020, the country produced nearly 861.3 billion kilowatt hours of renewable energy. The United States ...



Renewable energy in the United States

According to data from the US Energy Information Administration, renewable energy accounted for 8.4% of total primary energy production [1] and 21% of total utility-scale electricity generation in the United States in 2022.[3] Since 2019, wind power has been the largest producer of renewable electricity in the country.




Electricity - Renewables 2023 - Analysis

While renewables are currently the largest energy source for electricity generation in 57 countries, mostly thanks to hydropower, these countries represent just 14% of global power demand. By ...

Renewable energy capacity worldwide by country ...

The leading countries for installed renewable energy in 2023 were China, the U.S., Brazil. China was the leader in renewable energy installations, with a capacity of around 1,453





Electricity Mix

The charts here show the breakdown of the electricity mix by country. First, there is the higher-level breakdown by fossil fuels, nuclear, and renewables. Then, there is the specific breakdown by source, including coal, gas, oil, nuclear, bioenergy, hydro, solar, wind

Renewable electricity - Renewables 2022 - Analysis

In fact, accelerated-case modelling shows that the European Union could install over 30% more renewable energy capacity, the largest absolute upside potential of all key countries and regions. Renewable capacity growth outside of China, main and accelerated cases, 2010-2027



[Top 10: Biggest Renewable Energy Companies](#)

The company is one of the largest renewable energy producers in the world, with a current generating capacity of approximately 30,000 megawatts, largely from wind and solar sources. NextEra are the world's largest utility ...

Renewable Energy

Renewable Energy Statistics 2022 provides datasets on power-generation capacity for 2012-2021, actual power generation for 2012-2020 and renewable energy balances for over 150 countries and areas for 2019-2020.





[Renewable energy statistics 2023](#)

The International Renewable Energy Agency (IRENA) produces comprehensive, reliable datasets on renewable energy capacity and use worldwide. Renewable energy statistics 2023 provides datasets on power-generation capacity for 2013-2022, actual power generation for 2013-2021 and renewable energy balances for over 150 countries and areas for 2020-2021.



Renewable Energy

Renewable Supply and Demand Renewable energy is the fastest-growing energy source globally and in the United States. Globally: About 11.2 percent of the energy consumed globally for heating, power, and transportation came from modern renewables in 2019 (i.e., biomass, geothermal, solar, hydro, wind, and biofuels), up from 8.7 percent a decade prior (see figure ...



Top 10: Countries Leading the Energy Transition

In a bid to confront the urgent challenges presented by climate change, the energy transition -- the shifting from fossil fuels to renewable sources -- has become a critical priority for many countries around the world. As a result, a whole host of countries are increasingly investing in clean energy technologies, striving to meet net-zero emissions goals and ...

Contact Us

For catalog requests, pricing, or partnerships, please visit:
<https://vdbconstruction.co.za>