

How much of the uk is powered by renewable energy





Overview

Today, there are four main renewable energy sources used to power the UK: wind, solar.

Today, renewable energy sources make up a significant proportion of the electricity mix that powers our homes and businesses. And the UK is well on its way to creating an electricity system.

By the end of 1991, renewables accounted for just 2% of all electrical generation in the UK. By 2013 this figure had risen to 14.6%. 2017 placed Britain into the position as one of Europe's leaders.

Clean power generation is front-and-centre of the UK's strategy to reach net zero by 2050, with the government setting energy providers a target for all electricity to come from 100% zero-carbon generation by 2035. Burning fossil fuels to create electricity has long been a major contributor in the emission of greenhouse.

Today, there are four main renewable energy sources used to power the UK: wind, solar, hydroelectric and bioenergy. They harness the natural power of the sun, our weather, our.

Today, renewable energy sources make up a significant proportion of the electricity mix that powers our homes and businesses. And the UK is well on its way to creating an electricity system that's wholly based on renewable and carbon-free sources. 2020 marked.

It's important to remember that the aim is not for renewables to be our sole provider of energy, but they will play a major part in the energy mix alongside other clean and green energy sources.

By the end of 1991, renewables accounted for just 2% of all electrical generation in the UK. By 2013 this figure had risen to 14.6%. 2017 placed Britain into the position as one of Europe's leaders in the growth of renewable energy generation. Only countries like Iceland.

At the end of 2011, there were 230,000 projects in the United Kingdom, with a total installed generating capacity of 750 MW. By February 2012 the installed capacity had reached 1,000 MW. Solar power use has increased very rapidly in recent years, albeit from a small base, as a result of reductions in the cost of



(PV) panels, and the introduction of a



How much of the uk is powered by renewable energy

U.S. energy facts

102.83 quadrillion British thermal units (Btu) By fuel/energy source share of total Natural gas 38% Petroleum (crude oil and natural gas plant liquids) 34% Coal 11% Renewable energy 8% Nuclear electric power 8% Total primary energy consumption 93.59 By fuel



Renewable energy in the United Kingdom

OverviewSolarHistoryEconomicsWindOcean powerBiofuelsHydroelectric

At the end of 2011, there were 230,000 solar power projects in the United Kingdom, with a total installed generating capacity of 750 MW. By February 2012 the installed capacity had reached 1,000 MW. Solar power use has increased very rapidly in recent years, albeit from a small base, as a result of reductions in the cost of photovoltaic (PV) panels, and the introduction of a Feed-in tariff



Renewable energy in Japan

Find the most relevant and recent facts about renewable energy in Japan In 2023, at a meeting of the Asia Zero Emission Community (AZEC), Japan promised financial and technological support to help



What are fossil fuels? Where does the UK get its ...



The UK has pledged to reach "net zero" - where no additional planet-warming greenhouse gases are added to the atmosphere - by 2050. To achieve this, much more of our energy needs to come from



What are the different types of renewable energy?

Each type of renewable energy contributes different amounts to our electricity mix, alongside non-renewable energy types such as fossil fuels or nuclear energy. Find out about the different types of renewable energy sources that we currently use for electricity and how they'll be used in the future to help further tackle climate change.

[Energy Trends: UK renewables](#)

UK renewable electricity capacity and generation (PDF) An overview of the trends identified for the previous quarter in the UK's renewables sector, focusing on: renewables electricity generation



[Renewable energy in the UK](#)

Overall increase in renewable energy production While renewables provide roughly 40 of the country's power, the majority of it is generated by wind energy. Wind power experienced the highest



Renewable energy could power the world by 2050.

What would a more sustainable world powered by renewable energy look like? We have a better sense, thanks to a special collection of research from experts from around the globe. Collated by Stanford University, ...



Renewable energy overtakes fossil fuels for first time as UK's

Wind, solar, bio-energy and hydro (water) power generated a record 42% of UK power last year, while fossil fuels - mostly gas - produced 41%, according to a report by energy ...

How much do renewables contribute to the UK's energy

In 2022, 40% - a record amount - of electricity came from renewables. This represented an increase of 5% from 2021, mostly due to additional wind generation (due to ...



Renewables - Global Energy Review 2021 - Analysis

Renewable energy use increased 3% in 2020 as demand for all other fuels declined. The primary driver was an almost 7% growth in electricity generation from renewable sources. Long-term contracts, priority access to the grid, and continuous installation of new plants underpinned renewables growth despite lower electricity demand, supply chain challenges, and construction ...



Public Electricity Generation 2023: Renewable Energies cover

The share of renewable energy in total net electricity generation, including the power plants operated by "establishments in the manufacturing sector, mining and quarrying", is around 54.9% in 2023, compared to 48.2% in 2022. The load on the electricity grid



Our Lifepo4 batteries can beconnected in parallels and in series for larger capacity and voltage.



Wind energy in the UK

4. Business activity in wind energy The offshore and onshore wind sectors generated almost £6 billion in turnover in 2019. Most offshore wind activity is in England, and around half of onshore wind activity is in Scotland. The world's largest offshore windfarm, Hornsea 1, is based off the coast of Yorkshire.

Nuclear energy: How environmentally-friendly and ...

Although this is much lower than the current price of £161 per megawatt hour, external, critics argue it's still too much. In 2019, before the global energy crisis pushed prices up, electricity



UK power generation in 2020: Renewables up to 43%

Solar contributed 28% of the U.K.'s total renewable energy generation, which was dominated by wind power. The proportion of fossil fuels in the energy mix fell to a record low last year, at 37.7%.



Renewable energy in the United States

What links here Related changes Upload file Special pages Permanent link Page information Cite this page Get shortened URL Download QR code According to data from the US Energy Information Administration, renewable energy accounted for 8.4% of total primary energy production [1] and 21% of total utility-scale electricity generation in the United States in 2022.



- Voltage range: 691.2-947.2V
- >6000 cycles (100% DOD)
- Rated battery capacity: 216KWh (customizable)
- EMS communication: 4G/CAN/RS485

All UK's electricity will come from clean sources by 2035, says ...

Boris Johnson has said all of the UK's electricity is going to come from clean energy sources by 2035. Speaking from Manchester, the prime minister said the target could be achieved through

Renewables

Renewable energy sources accounted for 9% of Australian energy consumption in 2022-23. Renewable electricity generation has more than doubled over the last decade, but combustion of biomass such as firewood and bagasse (the ...

18650 3.7V
Li-ion
RECHARGEABLE BATTERY
2000mAh



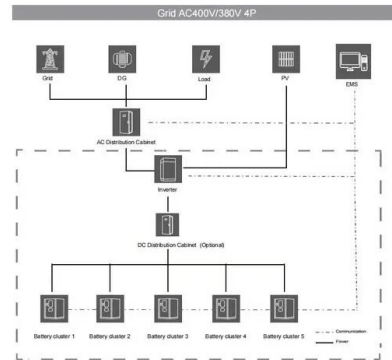
2022 was a record-breaking year for renewable ...

The energy industry experienced a 'year like no other' in 2022, as a record amount of renewable energy was generated in the UK, say experts. Researchers found that 40% of the UK's electricity in 2022 was made up of ...



UK Energy in Brief 2022

5 Contribution to GVA by the energy industries, 1980 to 2021 Source: Office for National Statistics The contribution to the UK economy by the energy industries peaked in 1982 at 10.4%. In 2021, the contribution by the energy industries to the UK economy was 2

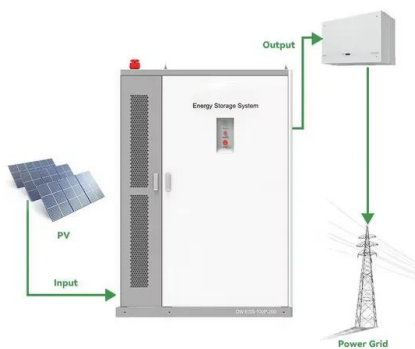


UK energy: how much, what type and where from?

UK energy: consumption down and renewable energy up There was a 17% fall in the amount of energy used by the UK between 1998 and 2015. This may be explained by: the increased use of energy-efficient technologies by households and firms a decline of

Electricity Mix

Electricity is one of three components that make up total energy production. The other two are transport and heating. As we see in more detail in this article, the breakdown of sources -- coal, oil, gas, nuclear, and renewables -- is different in electricity versus the




The United States consumed a record amount of renewable energy ...

Wind energy, or electricity generated by wind-powered turbines, is almost exclusively consumed in the electric power sector. Wind energy accounted for about 26% of U.S. renewable energy consumption in 2020. Wind surpassed hydroelectricity in 2019 to become the single most-consumed source of renewable energy on an annual basis.



Renewable energy: Global capacity increased by 50% in

The world added 50% more renewable capacity in 2023 compared to the previous year. The COP28 climate talks called for a tripling of renewable energy capacity and doubling energy efficiency improvements by 2030. China saw the most significant growth



UK energy in brief 2022

Summary of some of the key developments in the UK energy system: how energy is produced and used and the way in which energy use influences greenhouse gas emissions. UK energy in brief 2022 - GOV.UK

Wave and tidal energy: part of the UK's energy mix

Overview Wave and tidal stream energy is electricity generated from the movement of wave and tidal flows. Wave power is much more predictable than wind power - and it increases during the winter



[U.S. energy facts explained](#)

Download image U.S. primary energy consumption by energy source, 2023 total = 93.59 quadrillion British thermal units total = 8.24 quadrillion British thermal units 1% - geothermal 11% - solar 18% - wind 5% - biomass waste 32% - biofuels 23% - wood 10%





Update on Scotland's renewables and wind power potential

Energy Secretary writes to the UK Scottish Affairs Committee. Skip to main content Accessibility help The renewable energy sector in Scotland supported over 17,000 jobs and £1.9bn in Gross Value Added (GVA) in 2020. Over 10,000 of these jobs and £1 [1]



Low carbon and renewable energy economy, UK: 2022

Low carbon and renewable energy economy: UK and by country In 2022, UK businesses generated an estimated £69.4 billion in LCREE turnover, a £15.2 billion (28.0%) increase since 2021. LCREE employment in 2022 was estimated at 272,400 full-time

Wind is main source of UK electricity for first time

Solar and wind have seen significant growth in the UK. In the first quarter of 2023, 42% of the UK's electricity came from renewable energy, with 33% coming from fossil fuels like gas and coal.



Contact Us

For catalog requests, pricing, or partnerships, please visit: <https://vdbconstruction.co.za>