

# How to connect the fan blades of the generator





## Overview

---

How do you attach a fan blade to a motor?

Putting the Fan Blade Together With the Motor The small shaft sticking out of the front of the motor is where the fan blade attachment will be secured. Depending on what you decide to use for a fan and blade it should at least have a hub in the middle to both attach to the motor shaft and allow for spinning in the wind.

How does a fan turn a motor into a generator?

When you attached the motor to the pinwheel and put it in front of the fan, you transformed the motor into a generator, which converts mechanical force (the spinning of the pinwheel) to electricity. It does this with the help of a magnet inside the motor.

Are there replacement fan blades for a wind powered generator?

There is no shortage of replacement fan blades available online or they can be built with some loose parts in a garage as well. Something else to remember is that the fan part of the wind powered generator can either be top-mounted like a weather vane or front-mounted like a standard window fan. Motor.

How do you wire a wind turbine fan?

Connect the two leads from the fan to a bell wire. Solder the two leads together and wrap them up with electrical tape. Then, zip tie the wire to the top of the wind turbine so that it stays in place. At the base end of the wire, connect it with a diode bridge rectifier.

How do you connect a ceiling fan motor to a rotor?

Attach these magnets around the motor's rotor. For optimal performance, use neodymium magnets, either curved or flat, ensuring they are evenly spaced and have alternating polarity (north-south). Connect the ceiling fan motor (now functioning as an alternator) to a rectifying diode to convert AC to DC.



Can a ceiling fan be turned into a wind turbine?

The first step in repurposing your ceiling fan into a wind turbine is to carefully remove the motor from its casing. This can be a delicate process, as the wires connecting the motor to the fan are fragile and can easily become detached if mishandled. To avoid damaging the wires, you'll need to use the right tools and be cautious as you work.



## How to connect the fan blades of the generator

---

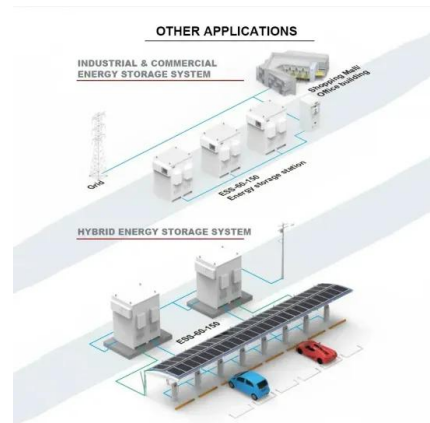


### How Do Wind Turbines Work? , Department of Energy

A wind turbine turns wind energy into electricity using the aerodynamic force from the rotor blades, which work like an airplane wing or helicopter rotor blade. When wind flows across the blade, the air pressure on one side of the blade ...

### [Wind Turbine DIY Project: Energy Made Simple](#)

Connect the wiring according to the manufacturer's instructions, making sure all connections are secure. Finally, mount the generator onto the wind turbine tower using the ...



### A breakdown of the electric fan's schematic diagram

The rotating fan blades draw in air from the surroundings and propel it forward, creating airflow. As the air moves across the blades, it increases in velocity and creates a low-pressure area behind the fan. Power Supply: Connecting the ...



### How to Connect a Generator to Your House Without a Transfer ...

Homeowners who want to connect a portable generator to their home circuit breaker panel can use a generator interlock kit as a safe alternative to a transfer switch.




### [How to Build a Wind Turbine \(with Pictures\)](#)

A wind turbine is a simple mechanical device similar to the windmill. The blades of your turbine will catch air currents, using that motion to transmit mechanical energy along a drive shaft. This shaft will then turn the ...

### **Alternator and AC/DC Motor Conversions to Wind Turbine Generators**

Make Your Own Generator Converting a Ceiling Fan. Unlike automobile alternators, ceiling fan motors have a static center of wire coils or windings. This center is ...



### **How a Wind Turbine Works**

Turbine blades vary in size, but a typical modern land-based wind turbine has blades of over 170 feet (52 meters). The largest turbine is GE's Haliade-X offshore wind turbine, with blades 351 ...



## How to Wire a Ceiling Fan? Fan Control using Dimmer & Switch

Installing and wiring a ceiling fan is a very basic task even a beginner can easily connect a ceiling fan to the household wiring connection. As lots of complex ceiling fan ...



- LiFePO<sub>4</sub> Battery,safety
- Wide temperature: -20~55°C
- Modular design, easy to expand
- The heating function is optional
- Intelligent BMS
- Cycle Life:> 6000
- Warranty:10 years



## [Building the Basic PVC Wind Turbine](#)

The blades on modern turbines "capture" the wind and use it to rotate the shaft of a generator. The spinning shaft of the generator spins magnets near wires and generates electricity. The ...

## [Vintage Windmill and Wind Generator Forum](#)

Use scrap through the band saw and adjust the fence until the blade section will go snugly into the slot. If it's too tight, you'll break off wood between blade slots. Secure ...



## Wind Energy Experiments & Turbine Science Project

When you attached the motor to the pinwheel and put it in front of the fan, you transformed the motor into a generator, which converts mechanical force (the spinning of the pinwheel) to electricity. It does this with the help of a magnet ...



### DIY Wind Turbine: Crafting Your Blades For Best Results

Longer blades sweep a larger area, capturing more energy. However, for residential turbines, there's a balance to be struck. Blades that are too long may pose practical ...



### How To Install and Maintain Small Wind Turbines To ...

The basic components include rotor blades, a shaft, and a generator. Here's how it works: Wind Interaction: The turbine's blades capture wind energy. As the wind blows, it causes the blades to spin, turning the rotor. ...



### Can You Turn a Fan Motor into a Generator? , Glossy Purifier

Fan Turbine Generator . In a fan turbine generator, the blades of a fan are used to drive a turbine, which in turn drives an electrical generator. The advantage of this type of ...



### [Vintage Windmill and Wind Generator Forum](#)

If it's too tight, you'll break off wood between blade slots. Secure the blade support wood in the jig (photo 4) and measure the radius of the old fan to get the center point ...





## How To Connect A Generator To Your Home Electrical System: A ...

For a deeper dive into connecting generators, this article is a treasure trove of information. Frequently Asked Questions How do I safely connect a generator to my home? ...



## [DIY Wind Generator : 13 Steps \(with Pictures\)](#)

Step 3: Blades Adapter. To get the motor spinning, we need to translate the wind energy into mechanical energy. So to make the motor spin we need to mount the blades on the hub motor and for that we are going to need an adapter. Now ...

## Building a DIY Wind Turbine: Important Things You ...

Robust Blades; The Generator; Wires and Connectors; Tower Structure; 2- Crafting the DIY Wind Turbine Blades. Crafting the blades is where the magic happens! Although blades can be found and bought in select stores ...



## How to Turn ... old unused ceiling fans into a useful ...

Finally, you'll need to connect the blades to the faceplate of the old ceiling fan. This can be done using screws or bolts, depending on the design of the ceiling fan. It's important to ensure that the blades are securely attached to the ...



## How to Hook Up a Generator to Your House [5 Easy Steps]

You'll need a specialized generator cord to connect the generator to the transfer switch. This cord plugs into the outlet on your generator and to the inlet on your transfer switch. To be prepared ...



## 21 DIY Wind Turbine Designs To Generate Off Grid Power

Then thread the wire through the PVC tee and attach alligator clips to the exposed wires. Now make blades and secure it in the dowels with the help of glue and then ...

## Understanding the Working of an Electric Fan Motor: A ...

The rotor is connected to the fan blades, so its rotation creates the desired air flow. The speed of the motor can be controlled by adjusting the electrical input or by incorporating additional ...



## Properly Connecting a Generator to your House?

Here's how you can hook up a generator to a house: 1. Choose the right location for your generator.; 2. Plug the generator into the house. The best way to do this is ...



### (PDF) Design optimization of ceiling fan blades with ...

The fan speed, diameter, number of blades, blade angle, and location all play an important role in determining the induced flow pattern features in the space. Few previous studies have investigated



### Generator Basics

Wind turbines have been assisting mankind to convert the energy contained in wind into electricity for the last 50 years. This has been possible due to blades using state-of-the-art aerodynamic ...

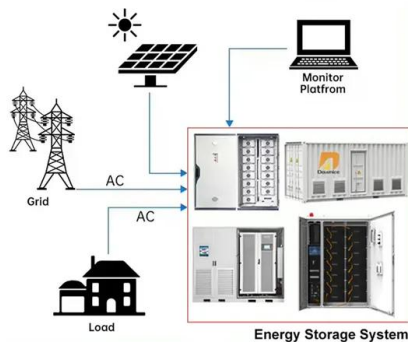


### How to build a Homemade Vertical Axis Wind Turbine ...

Connect the ceiling fan motor (now functioning as an alternator) to a rectifying diode to convert AC to DC. Connect a smoothing capacitor in parallel with the output of the diode to reduce flickering and provide a more stable DC output.



### DISTRIBUTED PV GENERATION + ESS



### [Wind Turbine Blade Aerodynamics](#)

Also, high winds may damage the turbine blades and the tower if the generator is allowed to increase its output at an uncontrolled rate. Turbine Blade Tip Speeds. The tip of the turbine ...



### How to Connect a Generator to Your Home Without a Transfer ...

In this post, we'll be discussing how to connect a generator to your home without a transfer switch. So grab your toolbox and let's get started! Quick Clarification of Key Points ...



### How to build a Simple Homemade Wind Generator ...

To construct the wind generator, we repurpose the blades of an old ceiling fan and reinforce them with wood and fiberglass to increase their strength and durability. We then attach these blades to a hub using a scrap piece of pipe as ...

### [How To Build A 12Volt Portable Generator](#)

Then, connect the device you want to power to the 12 V battery. Use the largest terminal that you find on the alternator as the positive end of the battery. You can use a fan ...



### How To Clean And Inspect The Radiator Of The Diesel Generator

The distance between the cooling fins and the blades of the water pump fan should be kept proper. Third, check for leaks or blockages in the connecting pipes of the fluid ...



## Contact Us

---

For catalog requests, pricing, or partnerships, please visit:  
<https://vdbconstruction.co.za>