

# Jbd sp10s009





## Jbd sp10s009

---




### JBD BMS Wi-Fi Module , Page 8 , DIY Solar Power Forum

The Tx/Rx & Gnd from the BMS uart plug go straight to the ESP-01. I'm not sure what the Tx/Rx level on the BMS are exactly, but it's working with the 3.3v supplied to ESP-01. The V goes from the BMS uart plug, via the 3.3v supply, to the ESP-01. On my 10s

### Jiabaida SP24S004 Smart BMS 8S-24S Wiring Diagram

SP24S004 supports automatic recognition of 8s to 24s LFP or NMC lithium battery packs, and offers a wide range of continuous currents ranging from 40A to 200A to meet the needs of different customers. Here is its wiring diagram. JBD-SP24S004 is a software



### [Overkill Solar BMS Instruction Manual](#)

JBD-SP10S009 (100A 8s 24V) . JBD-SP25S003 (100A 16s 48V) . Date: February 7, 2021 . Table of Contents . Introduction. 1.1 What is a BMS. How to Build a Battery Pack. 2.1 ...



### JBD BMS Wi-Fi Module , Page 5 , DIY Solar Power Forum

Thanks for this information. Hey Mama! Look what I did! I'm using an USB-DR302 and here's how I set it up for working with this tool: First, IP parameters: Then, serial parameters: Then I ran the jbdtool.exe with this commands: jbdtool.exe



-d 2 -t ip:172.16.10.99 -m



### Overkill Solar BMS Configuration for alternative cell counts

This document describes how to modify an Overkill Solar BMS for alternative cell counts. Overkill Solar normally stocks 3 basic BMS models, which are configured for the most common Lithium ...

### Jbd Smart BMS 24V 7s 8s LiFePO4 Lithium Ion Battery BMS 60A ...

Jbd Smart BMS 24V 7s 8s LiFePO4 Lithium Ion Battery BMS 60A 80A 100A Same Port with Balance Uart and RS485 Port Min. Order: 1 Piece Port: Shenzhen, China Production Capacity: ...



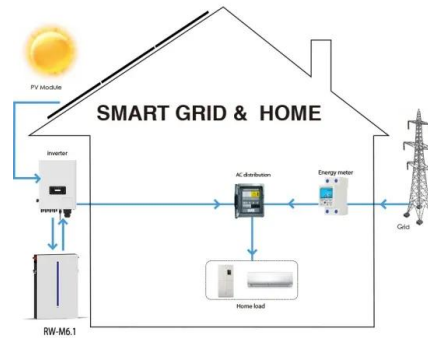
### [Overkill Solar BMS Instruction Manual](#)

Overkill Solar BMS Instruction Manual . Version: 0.1.0 . Date: August 31, 2020 . Table of Contents . Introduction. 1.1 What is a BMS. How to Build a Battery Pack. 2.1 Safety ...



Overkill Solar BMS Instruction Manual

Overkill Solar BMS Instruction Manual  
Version:0.2.5 Supported BMS Models: JBD-SP04S020 (120A 4s 12V) JBD-SP10S009 (100A 8s 24V) JBD-SP25S003 (100A 16s 48V) Table of Contents Table of Contents 2 1. Introduction 5 1.1 What is a BMS 5 2. How to



**JBD??bms SP17S005 20A 30A????10S-17S????BT? ...**

JBD??bms SP17S005 20A 30A????10S-17S????BT?????, You can get more details about JBD??bms SP17S005 20A 30A????10S-17S????BT????? from mobile site on Alibaba All categories Featured selections

**Productconfirmation**

Productconfirmation Customer Name Customer Model JBD-SP10S009-L8S-100A-B-U V1.0 Our Material Number Customer Material Number Sample Submissi onDate 2019-10-28 Company Model JBD-SP10S009V1.0 Edition A01 Numberof pages 7 Approvedby



**JBD BMS 24V/100A (8s)**

Description JBD BMS 24V/100A Features: Over Voltage Protection: the BMS stops the charging current while still allowing loads to draw power. Under Voltage Protection: ensures that power is not drained from the ...



JBD (XiaoXiang) BMS Serial Communication

So I'm new to the DIY battery world and had a few questions on what some more experienced users would think would be a good architecture for communicating with several JBD-SP10S009 BMSs at once. These were the only ones I could find in stock (I don't use alibaba or those types of sites) and they only have 1 UART port to connect to.



**Jiabaida Smart BMS 8S 24V with Temperature Protection Lifepo4 ...**

Jiabaida Smart BMS 8S 24V with Temperature Protection Lifepo4 Bluetooth 100A for Ebike 3.2V Battery Pack Storage BMS: Amazon : Electronics JBD- AP21S001 is a software protection board scheme specially designed for 6~21 strings of lithium battery

JBD-295 ???? ???? , Mizuki Supesu

??AV??????M??,????,????????????????????????????????  
????????????!????????????!????????????!????,????????  
?????M?!



**JBD?? , ?????????????-????**

JBD?? , ????????????? ???? JBD MicroLED????????:??  
?????????,????????????????????,????AR?????????????H  
UD?????3D?????????????





### JBD-SP10S001?????

?????JBD-SP10S001???. (?????????????????????????????)  
????????,?????,????????????????????;?????????? ...



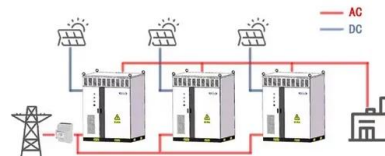
### Working / not working device list · syssi esphome-jbd-bms

JBD-SP10S009-L8S-100A-B-K bluetooth: yes  
UART: untested Notes: worked first try. Beta Was this translation helpful? Give feedback. 1 You must be logged in to vote ? 1 1 All reactions ? 1 1  
Replies: 8 comments · 18 replies Oldest Newest Top

### Jiabaida JBD BMS Troubleshooting Jbd LifePo4 BMS Issues ...

Part 7 of the LifePo4 Battery Pack series, in this video we will be focusing on the common problems with the packs, the BMS, and I will also show where to ge

WORKING PRINCIPLE



### Productconfirmation

Productconfirmation Customer Name Customer Model JBD-SP10S009-L8S-100A-B-U V1.0 Our Material Number Customer Material Number Sample Submissi onDate 2019-10-28 Company Model JBD-SP10S009V1.0 Edition A01 Numberof pages 7 Approvedby



BMS configuration for other cell counts

Table3.1:CellConnectionsfor8sBMS(JBD-SP10S009): Input 6cells(fig.3.3) 7cells 8cells(fig.3.2) 9cells 10cells 10 BC6 BC7 BC8 BC9 BC10 9 BC5 BC6 BC7 BC8 BC9 8 BC5 BC6 BC7 BC8 BC8 7 BC5 BC6 BC6 BC7 BC7 6 BC4 BC5 BC5 BC6 BC6 5 BC3 BC4



Jiabaida SP14S004 Smart BMS Wiring Diagram

JBD-SP14S004 is a software protection board solution specifically designed for 7-14 series lithium battery packs. SP14S004 supports automatic identify 7s-14s LFP NMC battery pack, and with 20A-50A continuous current for choose. BTW, it has build-in bluetooth and UART Port, convenient for users to view and modify parame

**Overkill Solar BMS official manual , DIY Solar Power Forum**

Overkill Solar official manual for the: JBD-SP04S020 (4S, 120A) JBD-SP10S009 (8S, 100A) I've only gave it a quick glance, but it looks very well put together and detailed! Well ...



**Jiabaida SP17S005 Smart BMS 10S-17S Wiring Diagram**

JBD-SP17S005 is a software protection board solution specifically designed for 10-17 series lithium battery packs. The entire system adopts a concave convex front-end acquisition chip+Bluetooth MCU solution, and some parameters can be flexibly adjusted through the upper computer according to customer needs.



[Overkill Solar BMS Instruction Manual](#)

12V BMS connector: 47 24V BMS connector: 47  
D.1.2 BMS Serial Interface Connector 48 D.1.3  
BMS Switch Connector 49 D.1.4 BMS Temp  
Sensor Connector 50 A p p e n d i x E : B M S A p  
p l i c a t i o n U s a g e 5 0 E . 1 . X i a o x i a n g B  
M S ( i P h o n



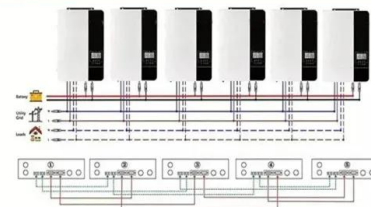
**JBD Smart BMS 11S 12S 13S 14S 15S 48V  
20A 30A 40A 50A ...**

Jiabaida BMS JBD Smart BMS 13S 14S 11~15S  
48V 20A 30A 40A 50A 60A Lithium Battery PCB  
With Balance Uart RS485. High quality better  
service and favorable price with free shipping.  
Battery Management System for NMC/Li-ion  
Lifepo4 battery Skip to

**JBD via BLE only working after first  
firmware flash, not**

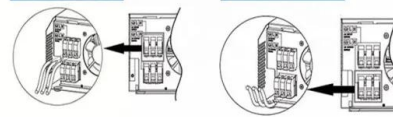
JBD-SP04S020A-L4S-80A-B-U JBD-  
SP10S009-L8S-100A-B All went fine for about a  
day. After restarting the router I noticed ESP32  
did not reconnect so I did a reset for each board .  
After that reset the boards stopped working and  
never connected to the BMS

Parallel (Parallel operation up to 6 unit (only with battery connected))



AC input wires

AC output wires



**8s BMS 100a LifePo4 with M6 Threaded  
Terminals**

The JBD BMSs are no longer being produced.  
When our current stock is sold, no more will be  
made. The replacement for these is our all new,  
Designed by Overkill Solar in America, Pathfinder  
BMS. It is not quite ready but the pre-sale will  
start soon. Click here



## Contact Us

---

For catalog requests, pricing, or partnerships, please visit:  
<https://vdbconstruction.co.za>