


# Photovoltaic rain gutter bracket installation specifications





## Photovoltaic rain gutter bracket installation specifications

---



### [How To Install Gutter Brackets](#)

How do you install rain gutter hangers? 1: START 6 INCHES. Install the first hanger 6 inches from the end of the gutter or miter.2: SPACE 2 FEET. Hook the hangers into the lip of the gutter no ...

### Gutter System Installation Standards Product Specification

ROOF AND GUTTER DE-ICING CABLE Design and Installation Guide Industrial Residential  
CommeWhat are Ice Dams? How Ice Dams are formed 1 Rising heat from the house melts ...



### [How To Install Internal Gutter Brackets](#)

Begin by finding the center of your gutter and making a mark.Pre-drill a hole at the mark, using a drill bit that is slightly smaller than the diameter of your screw.Screw the bracket into the hole, ...

### [Freeflow 114mm Square Gutter Bracket](#)

GB Plastics - Freeflow Square Gutter Bracket  
Designed with three fixing holes, this Square Bracket can be secured to your wall and helps to ensure your guttering stays locked in place ...



### **The Complete Guide to Installing Gutters Like A Pro**

Now that you know what size gutter your design calls for, you can gather your materials. For your typical gutter installation, you will need: Gutter sections, end caps and downspouts; Gutter brackets, spikes or hidden ...

### [How to Install Gutter Brackets Correctly](#)

What are Gutter Brackets With 5 inch, 6 inch, and 7 inch gutters, you must have brackets to hold them up. For installation, gutter brackets are used to mount to the fascia ...




### [120mm Quartz Zinc Box Gutter Fascia Bracket](#)

120mm Quartz Zinc Box Gutter Fascia Bracket Skip to Content. Tel:0800 644 44 26 ; Email: Door canopies Installation ; Harmer Drainage-ADP Fitting; Others; Price List & ...



### How To Install Gutter Brackets

3: DRILL TIGHT. Use a drill to drive the screw until it tightens against the hanger. Where should gutter hangers be placed? If you live in a warm area with less rain, then you should install your ...



### INFINITY RAINWATER SYSTEMS INSTALLATION

3. Align the gutter hook vertically on the bracket of the clamp and screw it in depending on the installation variant: Option a) Installation without slope Option b) Installation with slope. Option ...

### **How To Install A Rain Chain Gutter Adapter - Storables**

Now that you have prepared the gutter, it's time to install the rain chain gutter adapter. The adapter serves as the connection point between the gutter and the rain chain, ...



### **The Best Solar Gutter Lights for Lighting Your Outdoor ...**

View on Amazon. Check our DBF Solar Gutter Lights for high-powered accent lighting around the house. This 6-pack of lights features a two-way bracket that can be clamped to gutters with the provided thumbscrew or ...



DIY/Installer , Installation Support

Gutter flow capacity is dependent upon system type, outlet position and whether gutter is laid level or to a specified fall. The table above gives the required information based upon a Rainfall intensity of 75mm per hour and ...



**Genova or sub RW106H White Vinyl Heavy Load Gutter Bracket**

Product Details. Key Features Basic gutter support fitting Has patented button on front for alternate use with part RW-108 Lightweight and cuts with a handsaw Only a few common ...

**7 Easy Steps to Properly Install Gutter Brackets and ...**

Gutter brackets: Make sure you have the necessary number of gutter brackets for your installation. These brackets will provide support and stability for your gutter system. Measuring tape: Use a measuring tape to ...



**Horizontal Gutter Specifications and Options 2 Features**

HORIZONTAL GUTTER SPECIFICATIONS AND OPTIONS See Sections 11.4, 11.6, and 11.7 for Standard Details. FEATURES: Universal Heavy Gauge Gutter Bracket: Works for virtually any ...



## Photovoltaic Bracket

1. Structural framework: This is the main support structure made of metal (often aluminum or galvanized steel), designed to hold the weight of the solar panels and withstand environmental ...




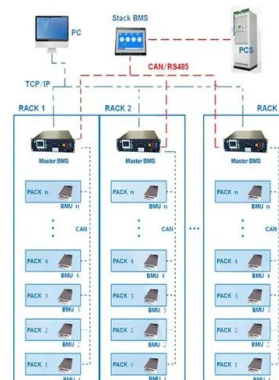
## 5 x Black Square Fascia Gutter Brackets, Freeflow 114mm Rain

Black Square Gutter Brackets Pack of 5 Fascia gutter brackets. Used to securely attach a length of square gutter to the fascia. Colour: Black. Profile: Square. Suitable for: Square 114mm ...

## Resources , European Gutters , Rain Gutter Installation

Looking for DIY Lindab gutter installation information and/or technical drawings, you will find resources on Lindab Rainline Gutter Systems here. Specification Sheets. Protective Steel Coating. Technical Drawings. R Technical Drawing. ...

BMS Wiring Diagram



## Installation Guidance for Side-Fix and Top-fix Rafter ...

We've produced installation guidance in printable PDFs and as videos to make it simple for customers to follow. The latest addition to these guides is for the Side-fix Rafter Bracket and Top-fix Rafter Bracket - essential ...



### How To Install Rain Gutter Brackets

If you want to install rain gutter brackets, there are a few things you need to know. First, you need to measure the length of the gutter you want to install the brackets on. Next, you need to mark ...



### **Gutter Hangers & Brackets**

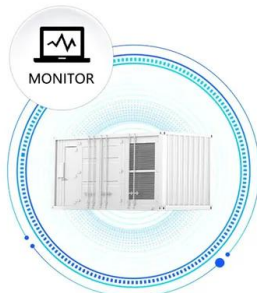
Step 4:: Install the gutter hangers by screwing your gutter brackets to the gutters and the fascia board. Make sure you do not tighten the screws too much, as it can strip the hole and make it ...

### **Alumasc Rainwater Systems Cast Iron Range Installation Procedures**

additional bracket adjacent to the joint with the gutter length. 5. Lower the gutter onto the brackets ensuring sufficient clearance for the gutter joint. Clip gutter into bracket. 6. Cast gutters ...



SUPPORT REAL-TIME ONLINE MONITORING OF SYSTEM STATUS



### **Gutter System Installation Standards Product Specification**

A) Gutters shall be formed onsite from SMS gutter coil, which has been procured from an approved SMS distribution point. B) Gutters should have a minimum pitch of 1/4" for every 10 ...



## INFINITY RAINWATER SYSTEMS INSTALLATION GUIDE

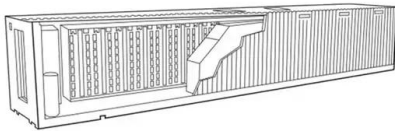
7. Insert the gutter lengths, and outlet into the brackets. INFINITY RAINWATER SYSTEMS ,  
INSTALLATION GUIDE - R & F GUTTER BRACKETS  
creating a 'fall' of 2mm from the highest ...



48V 100Ah


### [How To Install Rain Gutter Support Bracket](#)

Begin by measuring the width of the section of gutter you will be attaching the bracket to. Add 2 inches to this measurement to account for the overhang on either side of the gutter. Cut a ...



## POLYPIPE RAINWATER SYSTEMS POLYPIPE POLYFLOW DEEP CAPACITY GUTTER

Polyflow gutter will be greater than that of half-round section. This, with the steeply sloping gutter sides, can lead to an improvement in self-cleansing action. 9 Maintenance 9.1 The gutter and ...




## PV16 PV20 PV30 Clearline PV R Solar Photovoltaic Panels

Solar Photovoltaic Panels Electrical Specification  
Clearline PV solar panels have been thoroughly tested, not only as energy generating equipment, but also as a building component and were ...



## DIY Gutter Installation: Step-by-Step Guide for Beginners

This article aims to provide beginners with a comprehensive guide on how to install gutters, ensuring a successful and functional result. Rain gutters must be fastened to ...



## How To Installing Rise And Fall Gutter Brackets

Install the end brackets first, using screws or nails. Install the rest of the brackets at 1-foot intervals. Hang your gutter from the brackets, using screws or nails.

## Contact Us

For catalog requests, pricing, or partnerships, please visit:  
<https://vdbconstruction.co.za>