

Pre wired backup camera no power



✓ TELECOM CABINET

✓ BRAND NEW ORIGINAL

✓ HIGH-EFFICIENCY





Overview

What is a pre-wired RV backup camera?

RV backup camera ready or “pre-wired” means there is a mounting bracket and plug already installed. All you have to do is purchase the correct camera, secure it to the mount and plug it in. It’s a very hassle free system, the only issue is, what RV backup camera is my RV pre-wired for?

.

Does a wireless backup camera need to be wired?

Even if you install a wireless backup camera (which have their own issues), you’ll still have to wire it up to a power source. Wired models will require, well, running wires inside your car, which you’ll probably want to tuck out of the way behind your interior trim.

How to power a backup camera?

Here’s where we start to figure out how to power a backup camera. Let’s go! Run the camera and power cable through the hole into the interior of your car. Locate the reverse light wires for your car. This is a tricky step, and you want to make sure that you do a good job. This is how to connect a backup camera to the reverse light.

Why is my backup camera not getting power?

If your backup camera isn’t getting power, there are a few things you can do to try to fix the problem. First, check the fuse. If it’s blown, replace it. If the problem is with the wiring, check the connections and make sure they’re tight. If the camera itself is the problem, you might need to replace it. My backup camera still isn’t getting power.

Why is my furrion Vision s wireless RV backup camera not working?

The Furrion Vision S Wireless RV Backup Camera Systems; part # FOS43TASF



for 4.3" screen, part # FOS05TASF for 5" screen, or part # FOS07TASF for 7" screen are going to be powered by either the running or backup light circuit. If you don't have the running or backup lights activated then this would indicate why you don't have power to the camera.

Are wired backup camera systems a good choice?

Wired backup camera systems are known for their reliability and high picture quality, but they aren't the most convenient type of system on the market due to the installation process.



Pre wired backup camera no power



Backup Camera

Hello, Does anyone know what backup camera would work for the Delta 262RB? I can see that it is prepped for a backup camera, but I am not sure which camera to install. I see a lot of rigs that are pre wired for Furrion but this one does not come with the bracket, so I am not sure if a Furrion

[Complete Guide to RV Backup Cameras: Wired](#)

If you have an RV that's been pre-wired for a backup camera, you'll almost certainly choose to buy a wired camera. Included are a 7-inch LCD color monitor, two IP69 cameras, a 67-foot video cable, a 12V power ...



No Power To Furrion Vision S Wireless RV Backup Camera ...

The Furrion Vision S Wireless RV Backup Camera Systems; part # FOS43TASF for 4.3" screen or part # FOS05TASF for 5" screen, are going to be powered by either the running or backup ...



[Pre-Wired Camera Power-on with Reverse Only](#)

First, there are no "Backup Only" or "Observation Only" cameras. They don't know what gear the transmission is in. The issue for the OP is where the camera is receiving it's power. It's clearly wired to the backup light feed on his electrical system. Turning



Use Furrion RV Backup Camera On A Voyager Pre-Wired RV

See Also: 6 Best Exterior RV Caulks For Camper Window, Molding & Trim
How to Mount A Furrion Backup Camera on a Voyager Pre-Wire Kit
There are two main things you will need to do in order to swap out the Voyager for a Furrion. First, change the mounting



Backup Camera No Power

I have a Haloview backup camera on a Jayco Jayflight that was working for about 6 months. that it was a dedicated auxiliary lighting circuit.. I assume it's supposed to be for a security camera power feed. ____ 2018 28BHBE 2017 Ford F250 #3 bucko



How Does A Wireless RV Backup Camera Get Power?

Getting Power to a Wireless RV Backup Camera
Wireless RV backup cameras are becoming a standard accessory in the world of campers. Most new travel trailers, 5th-wheels, motorhomes, and vans are pre-wired for RV backup camera kits in the factory.



Back Up Camera Prep

I have a 2018 31QBDS and it says it has the back up camera prep wired for this. At least that's what the sticker said Backup Camera pre-wired. On my 2017 23RB there was a 12v wire near the center light on the rear. I pulled the light and located the wire. It



9 Best Wired and Wireless RV Backup Cameras (Reviewed)

The biggest downside of this Furrion model RV backup camera is the cost. Another thing to mention is that RVs pre-wired for a backup camera system must have the power wire connected to the unit, as not all have the hookups ready to go. 2. Rohent RV

Back up camera wiring

I just installed an Amtifo back up camera and it works great. My fifth wheel was pre-wired for a Furrion camera. Using an adapter plate I mounted the camera to the Furrion mount and connected to the wire and plug provided by Keystone. I was expecting the Furrion



SOLVED: Furrion Pre wired backup camera power issue

I'd start with the pre-wired connection at the camera base to see if there is power. You could use a second vehicle or 12v power source to plug monitor in to check on the ...



Troubleshooting A Furrion RV Backup Camera That Wont Power On

If you aren't receiving 12v of power at the camera you can use the 7-Way Vehicle Power Adapter w/ Power Switch for Furrion RV Observation Camera # FR87PR to boost the power. You can ...



[Installing backup camera \(not pre-wired\)](#)

2014 Keystone Hideout 23RKS, so not pre-wired for a camera. I'm trying to figure out how best to route the wire from the back to the tongue. I'm looking for advice from anyone who's done this. I've researched this, of course, and everyone is vague, probably because



2MW / 5MWh
Customizable

RV Backup Camera Wireless Recording 2 Cameras

Buy RV Backup Camera Wireless Recording 2 Cameras - Plug and Play Pre-Wired for Furrion System Night Vision 4 Channels HD 1080P 7" Touch Key Monitor Rear View Camera for Trailer/Trucks/Camper Yakry Y28: Vehicle Backup Cameras - Amazon



Wired Vs Wireless RV Backup Cameras -What Kind Should I Get?

That's all it takes to install a wireless RV backup camera on a pre-wired RV. If your RV isn't pre-wired it's still easy to install one yourself. The only hard part is splicing into a nearby marker light to power the wireless camera and drilling a hole so the wire can



[Pre Wired camera , Heartland Owners Forum](#)

Hello, my wife and I are new to the page and purchases ou2019 Pioneer RG26 yesterday. Today I attempted to install the Furrion camera to the pre-wired location. I got on the ladder, unscrewed the plate, plugged in the camera and nothing. Steps I have taken are as such: 1) of course I had the



TAX FREE

ENERGY STORAGE SYSTEM

Product Model
HJ-ESS-215A(100KW/215KWh)
HJ-ESS-115A(50KW 115KWh)

Dimensions
1600*1280*2200mm
1600*1200*2000mm

Rated Battery Capacity
215KWH/115KWH

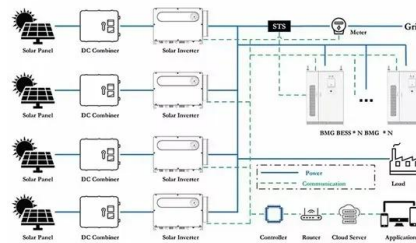
Battery Cooling Method
Air Cooled/Liquid Cooled

[How to pre wired back up camera?](#)

Your wireless camera is wired into the trailer running light circuit at the pre-wired cut-out in the back. Even though it is wired for power, your wireless camera sends images wirelessly to the video receiver in your tow vehicle. You can purchase a camera/screen

[Furrion Prewired Backup Camera](#)

OK I will ask the factory this time, Love my Prowler 261P Vin#5SFPB3023JE362059 Had the Furrion camera Bracket factory installed. When out and bought the Camera on amazon for it. I was told it was a plug and play thing. Have checked it in the cab with the aux power cord and it works. Hooked



TAX FREE

ENERGY STORAGE SYSTEM

Product Model
HJ-ESS-215A(100KW/215KWh)
HJ-ESS-115A(50KW 115KWh)

Dimensions
1600*1280*2200mm
1600*1200*2000mm

Rated Battery Capacity
215KWH/115KWH

Battery Cooling Method
Air Cooled/Liquid Cooled

No power to backup camera

2017 3456RI Cardinal no power to prewired backup camera, any ideas Thanks Journey with Confidence RV GPS App RV Trip Planner Had same problem with pre wired satellite system, cable was broken to living room TV 04-06-2017, 09:33 AM #8



Micro Minnie FLX 2108TB no power at "prewired" back-up camera

A multimeter shows no power to the 12V wiring at the backup port. Tried changing the headlight setting to see if a manual setting would work. All the other running lights work, just not the backup camera location. Looking to see if anyone has the schematic for



Pre-wired backup camera

My 2018 Otane SL 265 matches this document with the pre-wired Furrion camera connector. I also have a capped off purple wire. The Furrion connector is wired - to something - it is also the correct connector. I've verified that the Camera works. No matter what

[Furrion Backup Camera Not Getting Power](#)

I have a 2020 Wolf Pup 17JG Black Label trailer that is equipped with both a Furrion (security) camera by the door and Furrion (backup) camera on the back of the trailer. I've never Furrion Backup Camera Not Getting Power - Forest River Forums



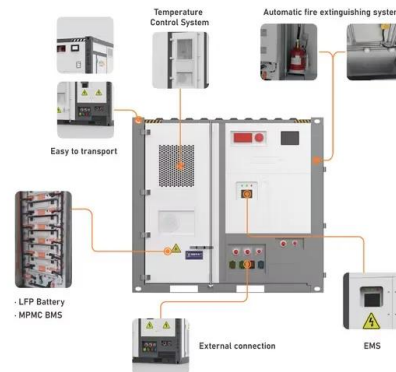
BW7 Troubleshooting

Are you experiencing issues with your BW7 backup camera system in your pre-wired RV? Don't worry, troubleshooting these systems can be straightforward with the right approach. Let's dive into some common problems and solutions to help you get your backup camera system up and running smoothly. Why I continued to get "



power source for Furrion backup camera pre-installed mount

Where is the power source for the Furrion backup camera mount that is pre-installed? On my 2018 310GK it was always on but on my 344GK I have no power to the plug. I ...



5 Things To Know About The Furrion RV Backup Camera

Furrion RV backup camera mount factory installed on an RV. That being said your RV could also be pre-wired for another brand of backup camera. Make sure you check the name on the mount to make sure you're getting a compatible camera. See Also: What Backup Camera Is Your RV or Trailer Pre-Wired For?

Pre-wired for camera but no power wire

According to the instructions, when I take off the centre marker light, there should be a wire in the bundle which will provide constant power to the camera (i.e. not connected to ...



HEAT DISSIPATION

Cold aisle containment, making optimal refrigeration effect:



What Backup Camera Is Your RV or Trailer Pre-Wired ...


The cover plate on this pre-wired travel trailer shows that the brand of backup camera it's compatible with is a Furrion. There are two main backup camera brands that are used by RV, 5th-wheel, and travel trailer ...



Pre-wired backup camera , My Grand RV

If the camera power is wired into the running lights (and many, but not all trailers are wired that way), the lights and the camera are powered off of the tow vehicle. No connection to the trailer distribution (fuse) panel. If the camera is powered all the time (even without

ESS



Pre wired camera

I bought a Furrion backup camera and like so many others there is no power at the pre wired plug in on my 2021 Puma 381 FTB. I know it is not a connectivity issue because I presently have the camera hooked to a battery and have a picture on the truck monitor.

Contact Us

For catalog requests, pricing, or partnerships, please visit:
<https://vdbconstruction.co.za>