

# **Renewable energy credit prices by state**





## Renewable energy credit prices by state

---

### Voluntary Green Power Procurement , Energy Analysis , NREL



Voluntary green power is separate from renewables used to meet state renewable portfolio standards. View visualizations of NREL's voluntary green power market data over time. View U.S. voluntary green power market data for 2023. 2023 Utility Green

### Status and Trends in the U.S. Voluntary Green Power Market ...

NOTICE This work was authored by the National Renewable Energy Laboratory, operated by Alliance for Sustainable Energy, LLC, for the U.S. Department of Energy (DOE) under Contract No. DE-AC36-08GO28308. Funding provided by U.S. Department of Energy



### [Renewable energy explained Incentives](#)

Renewable energy requirements and incentives Federal, state, and local governments and electric utilities encourage investing in and using renewable energy and, in some cases, require it. This is an overview of the major programs and incentives available for

### [1. What Are Renewable Energy Certificates?](#)

A renewable energy certificate (REC), also known as a renewable energy credit or a green tag, is a tradable, nonphysical commodity in the US energy market that represents certain attributes associated with 1 MWh of generated renewable energy, including the



### State Energy Profile Data

Changes to the State Energy Data System (SEDS) Notice: In October 2023, we updated the way we calculate primary energy consumption of electricity generation from noncombustible renewable energy sources (solar, wind, hydroelectric, and geothermal). Visit our Changes to 1960--2022 conversion factor for renewable energy page to learn more.



### List of U.S. states by renewable electricity production

This article needs to be updated. The reason given is: 2023 data released. Please help update this article to reflect recent events or newly available information. This is a list of U.S. states by total electricity generation, percent of generation that is renewable, total renewable generation, percent of total domestic renewable generation, [1] and carbon intensity in 2022.



### [Renewable Energy Certificates \(RECs\) , US EPA](#)

WRI Report: Describing Purchaser Impact in U.S. Voluntary Renewable Energy Markets (pdf) (692.68 KB) National Renewable Energy Laboratory, 2015. Renewable Electricity: How Do You Know You Are Using It? (pdf) This fact sheet provides an overview of RECs, overview of REC tracking systems, review of how to ensure that the RECs are not double ...



[State Renewable Energy Resources , US EPA](#)

Solar (photovoltaic, solar thermal) Wind Geothermal Biomass Biogas (e.g., landfill gas/wastewater treatment digester gas) Low-impact hydroelectricity Options for using renewable energy include: Generating renewable energy on-site using a system or device at the location where the power is used (e.g., PV panels on a state building, geothermal heat pumps, ...




**Solar Renewable Energy Certificate (SREC) Markets: Status and ...**

This paper examines experience in solar renewable energy certificate (SREC) markets in the United States. It describes how SREC markets function--key policy design provisions, eligible ...

**US renewable energy credit market size to double to \$26 billion ...**


Renewable energy credits, also known as renewable energy certificates, or RECs, are seeing an increase in attention in the U.S. energy market due to expanding state-level renewable and ...





### SREC Prices by State 2024

The value of SRECs varies significantly from state to state due to differences in renewable energy policies, market demand, and solar energy generation capacity. States like Maryland, Massachusetts, and New Jersey have well-established SREC markets with relatively high ...



### State Solar Renewable Energy Certificate Markets , US EPA

Last updated on July 18, 2024. The Toolbox for Renewable Energy Project Development's State Solar Renewable Energy Certificate (SREC) Markets page provides an overview of SRECS ...




### Renewable Energy Certificates Supply Constraints ...

Most RECs prices assessed by OPIS rose in 2023, with some reaching new records, while others consistently traded above their state's price cap or just below it. REC markets serving the PJM Interconnection faced a ...

### State Renewable Portfolio Standards and Goals

The state has a separate long-term contracting standard for renewable energy, which requires electric distribution companies to establish long-term contracts with new renewable energy facilities. Enabling Statute or Code: R.I. Gen. Laws §39-26-1 et seq. ; R.I. Gen. Laws §39-26.1 et seq. (contracting standard); House Bill 7413a (2016), House Bill 7277 (2022).



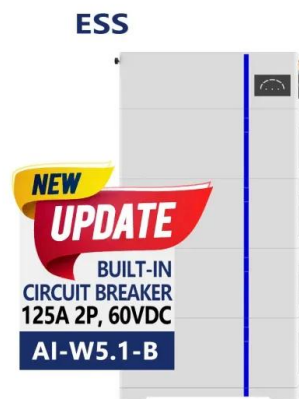


### Understanding Renewable Energy Credits (RECs): A Quick Guide

Renewable Energy Credits are a valuable tool in promoting and accelerating the adoption of renewable energy. By understanding and participating in the REC market, individuals and businesses can make a meaningful impact on the transition to a more sustainable and environmentally friendly energy future.

### Solar Renewable Energy Certificate (SREC) Markets: Status and ...

SREC markets have emerged in some U.S. states that have renewable portfolio standards (RPS). These standards require utilities or load-serving entities (LSEs) to procure minimum amounts ...



### Texas renewable energy credit markets advance; Green-e prices ...

Over-the-counter solar and nonsolar renewable energy credit prices have been overall sluggish and prices have been somewhat volatile in the last few months in response to the COVID-19 pandemic. Surprisingly, though, over that time, prices have been ramping higher in the Texas compliance and the National Green-e voluntary REC markets, brokers said.

### Renewable Energy Credits

What is a Renewable Energy Credit (REC)?  
o The environmental attribute from a MWh of generation by a qualified renewable resource  
o Theory: REC price = Cost to build RE -market revenues (energy, capacity, ancillary services, etc.)  
o Reality: REC prices



[NYGATS Frequently Asked Questions](#)

These RECs, or certificates, are needed to substantiate environmental claims related to energy use, such as for compliance with a State-mandated renewable compliance program, or for a "voluntary" claims such as a climate action pledge.

[Renewable Energy Credit \(REC\)](#)

SCE will include a Renewable Attribute Adder (RAA) with the Net Surplus Compensation Rate (NSCR) if an eligible customer or aggregator executes Form 14-935 that shows that the customer: (1) has registered the generation facility at the Western Renewable



**Renewable Energy Certificate Monetization , US EPA**

A renewable energy certificate (REC) is a tradeable, market-based instrument that represents the legal property rights to the "renewable-ness"--or all non-power attributes--of renewable electricity generation. A REC can be sold separately from the actual electricity



### Status and Trends in the Voluntary Market (2020 Data)

Renewable Energy Markets Conference  
September 29, 2021 NREL , 2 Voluntary Green Power Markets REC prices (nationally sourced, Green-e Eligible) increased from \$1.50/MWh to \$6.60/MWh. - Previously, these RECs were



### [SRECTrade , SREC Markets , California , CA](#)

In March 2010, the California Public Utilities Commission (CPUC) approved the use of tradable renewable energy credits (TRECs) in the California Renewable Portfolio Standard (RPS) program. This framework allows parties required to meet the RPS to purchase RECs "unbundled" or separate from the associated renewable energy.

### Renewable energy credit

A Renewable energy credit (REC) is a certificate corresponding to the environmental attributes of energy produced from renewable sources such as wind or solar. RECs were created as a means to track progress towards and compliance with states' Renewable Portfolio Standards (RPS), meant to support a cleaner generation mix.



### US renewable energy credit prices lean upward in week to Jan. 14

Solar and nonsolar renewable energy credits moved with an upward bias in the week to Jan. 14 as trading volume improved at most U.S. markets. New Jersey energy year 2020 SRECs were steady on the week at an index of \$231.38/MWh, while 2021 SRECs were 87 cents higher to an index at \$233.25/MWh in the week to Jan. 14.



### Solar Incentives by State (2024) , ConsumerAffairs®

Solar energy incentives by state Rebates, personal tax breaks, sales tax exemptions and other incentives vary significantly from state to state. We're here to help you navigate the solar



### Status and Trends in the Voluntary Market (2020 Data)

From December 2020 to August 2021, REC prices (nationally sourced, Green-e Eligible) increased from \$1.50/MWh to \$6.60/MWh. Previously, these RECs were

### Renewable energy credit prices kick off October slightly mixed

Vintage 2021 Class I REC prices in the state were steady at \$40.75/MWh. At the active New Jersey market for SRECs, prices advanced during the week ended Oct. 8. New Jersey energy year 2020 SRECs posted an index at \$231/MWh, while energy year 2021



### [Renewable Energy Certificates 101](#)

MN Compliance Market REC Value REC Program Eligible Utilities REC Price Term / REC Ownership System Size Limits Xcel Energy's Solar\*Rewards program Northern States Power Co - Minnesota \$0.08 per kWh produced from the PV system over 10 years. All



### Renewable Energy By State [2023]: Production, Jobs, And ...

Renewable energy by state research summary. Renewable energy has become increasingly important as companies shift away from fossil fuels, and it is one of the key factors in driving a cleaner, more sustainable future. To find out more about renewable energy in each state, here are some crucial insights our research uncovered: Texas produces the ...



### Renewable Energy Certificate (REC): Definition, Types, Example

A renewable energy certificate (REC) is proof of the production of one megawatt-hour (MWh) of electricity generated from a renewable energy resource. Skip to content Investing

### Renewable energy by state Australia 2023 , Statista

Tasmania had Australia's highest renewable energy penetration in 2023, at 99.4 percent. Accordingly, Tasmania was the first Australian state to achieve 100 percent renewable energy consumption in



### S& P Global Market Intelligence Launches Renewable Energy Credit ...

New York, NY, Feb. 01 2021 -- S& P Global Market Intelligence today introduces its Renewable Energy Credit (REC) Price Forecast dataset as part of its Power Forecast series. This new dataset enables market participants to analyze and assess the value of wholesale renewable electricity in the U.S.



## Contact Us

---

For catalog requests, pricing, or partnerships, please visit:  
<https://vdbconstruction.co.za>