

Renewable energy demand and supply





Renewable energy demand and supply



Energy Account, Australia, 2021-22 financial year

Australia's net energy supply decreased by 4% in 2021-22 to 22,914 PJ. Energy exports decreased by 2% to 17,834 PJ. Household energy end use decreased by 4% to 913 PJ. Industry energy end use increased by 2% to 3,232 PJ. Renewable energy extraction

Strategic Commitment to a Production Schedule with Uncertain Supply ...

We consider a day-ahead electricity market that consists of multiple competing renewable firms (e.g., wind generators) and conventional firms (e.g., coal-fired power plants) in a discrete-time setting. The market is run in every period, and all firms submit their price



[Renewable energy statistics 2024](#)

The International Renewable Energy Agency (IRENA) produces comprehensive, reliable datasets on renewable energy capacity and use worldwide. Renewable energy statistics 2024 provides datasets on power-generation capacity for 2014-2023, actual power generation for 2014-2022 and renewable energy balances for over 150 countries and areas for 2021-2022.

Challenges of renewable energy penetration on power

Flexibility in power systems is ability to provide supply-demand balance, maintain continuity in unexpected situations, and cope with uncertainty on supply-demand sides. The new method and



management requirements to provide flexibility have emerged from the



CER - Canada's Energy Future 2023: Energy Supply ...

Canada's Energy Future 2023: Energy Supply and Demand Projections to 2050 - Data Supplement Canada's Energy Future series explores how possible energy futures might unfold for Canadians over the long term. Canada's Energy ...

Executive summary - Renewables 2023 - Analysis

The world is on course to add more renewable capacity in the next five years than has been installed since the first commercial renewable energy power plant was built more than 100 years ago. In the main case forecast in this report, almost 3 700 GW of new renewable capacity comes online over the 2023-2028 period, driven by supportive policies in more than 130 countries.



Executive summary - Australia 2023 - Analysis

Renewable energy has seen remarkable growth, meeting all incremental electricity demand in the past decade thanks to the Commonwealth Large-scale Renewable Energy Target and the state-based auctions. Renewable electricity generation quadrupled between 2000 and 2021, from 17.6 terawatt hours (TWh) to 70.3 TWh, pushing up



the national share of renewables from 8% to ...



[Renewable energy statistics 2024](#)

Renewable energy statistics 2024 provides datasets on power-generation capacity for 2014-2023, actual power generation for 2014-2022 and renewable energy balances for over 150 countries and areas for 2021-2022.



[U.S. energy facts explained](#)

U.S. energy supply by types of energy sources and energy consumption by transportation, industrial, commercial, residential, Renewable energy 8% 8.43 quads coal 11% 11.81 quads Nuclear electric power 8% 8.10 quads Click to enlarge The mix of U.S



Climate change impacts on planned supply-demand

Energy demand patterns will shift under climate change, but so will generated electricity, particularly as the wind and solar power supply increases. Here the authors model the impacts of climate







Renewable Energy

Renewable Supply and Demand Renewable energy is the fastest-growing energy source globally and in the United States. Globally: About 11.2 percent of the energy consumed globally for heating, power, and transportation came from modern renewables in 2019 (i.e., biomass, geothermal, solar, hydro, wind, and biofuels), up from 8.7 percent a decade prior (see figure ...

Quantifying the impacts of climate change and extreme climate ...

In Climate Zone 3, most of the cities (except Gnesta) have the potential to integrate renewable energy technologies that supply up to 30-50% of the annual energy demand. The level of renewable

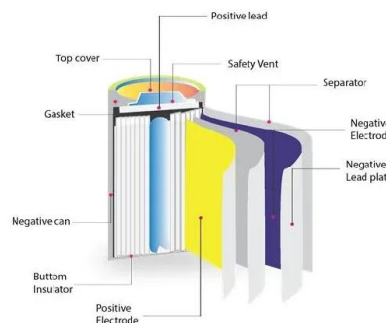


The role of renewable energy in the global energy transformation

Renewable energy can supply two-thirds of the total global energy demand, and contribute to the bulk of the greenhouse gas emissions reduction that is needed between now and 2050 for limiting average global surface temperature increase below 2 C.

FY2022 Energy Supply and Demand Report (Revised Report)

Non-fossil fuels supply decreased by 3.3%, mainly attributable to a decrease by 20.8% in nuclear energy, while there was an increase by 3.4% in renewable energy (excluding hydroelectric power). The share of the non-fossil fuels supply decreased to 16.6%, down from the previous fiscal year.





Energy Mix

Renewable energy is a collective term used to capture several different energy sources. 'Renewables' typically include hydropower, solar, wind, geothermal, biomass, and wave and tidal energy. This interactive map shows the share of primary energy that comes from renewables (the sum of all renewable energy technologies) across the world.

Trends in global energy supply and demand

While global energy demand is expected to continue to grow under current stated policies, despite the setbacks of Covid-19, the supply of future energy is moving to cleaner fuels, renewable energy sources and electrification. Professional groups take various



Global Energy Perspective 2024 , McKinsey

Increased energy demand and the continued role of fossil fuels in the energy system mean emissions could continue rising through 2025-35. Emissions have not yet peaked, and global CO 2 emissions from combustion ...

Impact of global heterogeneity of renewable energy ...

While levelized cost of electricity (LCOE) estimates indicate only price differences of EUR20 MWh -1 between RE-rich and RE-scarce regions, we identify five more layers of complexity that can





Supply and Demand Drivers of Global Hydrogen Deployment in ...

The role of hydrogen in energy system decarbonization is being actively examined by the research and policy communities. We evaluate the potential "hydrogen economy" in global climate change mitigation scenarios using the Global Change Analysis Model (GCAM). We consider major hydrogen production methods in conjunction with delivery options ...



[Global Energy Perspective 2023 , McKinsey](#)

The Global Energy Perspective 2023 explores the outlook for demand and supply of energy commodities across a 1.5° pathway (modelled as part of McKinsey's Climate Math effort) and four bottom-up energy transition ...



Renewables in Global Energy Supply - Analysis

Renewable energies are essential contributors to the energy supply portfolio as they contribute to world energy supply security, reducing dependency on fossil fuel resources, and provide ...

[Net Zero by 2050 - Analysis](#)

The energy sector is the source of around three-quarters of greenhouse gas emissions today and holds the key to averting the worst effects of climate change, perhaps the greatest challenge humankind has faced. ...





The increasing impact of weather on electricity supply and demand

We synthesise demand profiles for current and future years using DESSTINEE (Demand for Energy Services, Supply and Transmission in Europe), a model of the European energy sector to 2050. This converts demand for energy services into hourly profiles of demand through a partial decomposition approach.

Impact of intermittent renewable energy generation penetration ...

Variability in both supply and demand side has brought in an additional challenge for long-term and short-term forecasting of energy demand and supply resource availability. With penetration of behind the meter roof top solar, the apparent system demand has an added layer of variability dependent on the natural load demand variation by consumer ...



Renewable energy , Types, Advantages, & Facts , Britannica

In contrast, renewable energy sources accounted for nearly 20 percent of global energy consumption at the beginning of the 21st century, largely from traditional uses of biomass such as wood for heating and cooking 2015 about 16 percent of the world's total electricity came from large hydroelectric power plants, whereas other types of renewable ...

Energy Production and Consumption

Demand for energy is growing across many countries in the world, as people get richer and populations increase. If this increased demand is not offset by improvements in energy efficiency elsewhere, then our global energy consumption will continue to grow



Executive summary - Renewables 2023 - Analysis

Renewables 2023. Executive summary. 2023 saw a step change in renewable capacity additions, driven by China's solar PV market. Global annual renewable capacity additions increased by ...

Energy Supply, Delivery, and Demand

Climate change affects all aspects of the energy system--supply, delivery, and demand (Figure 5.1)--through the increased frequency, intensity, and duration of extreme events and through changing climate trends (Ch. 2).Energy production and distribution are



Growth of Renewable Energy in the US

Yet despite record growth, renewable energy installations need to ramp up even faster. Analyses of achieving 100% carbon-free electricity by 2035, what's needed to achieve U.S. greenhouse gas reduction targets, indicate that annual installation rates of renewables in coming years need to nearly double the rates seen in 2023.



[World Energy Transitions Outlook 2022](#)

Note: The particulars of recent year for the indicators are [1]Share of renewables in electricity generation (2019), [2]Addition of renewable energy technologies (2020), [3]Annual solar PV additions (2020), [4]Annual wind energy additions (2020), [5]Investment needs for RE generation (2019), [6]Share of renewables in final energy consumption (2019), [7]Solar thermal collector ...



Contact Us

For catalog requests, pricing, or partnerships, please visit:
<https://vdbconstruction.co.za>