

Renewable energy statista





Renewable energy statista



[Renewable energy investments worldwide](#)

Renewable energy investments worldwide - statistics & facts. Investment in the energy transition amounted to 1.1 trillion U.S. dollars in 2022, surpassing the investment in ...

Renewable Energy Group, Inc. gross profit 2021 , Statista

6 ???· The gross profit of Renewable Energy Group, Inc. with headquarters in the United States amounted to 369.89 million U.S. dollars in 2021. The reported fiscal year ends on December 31. Compared to

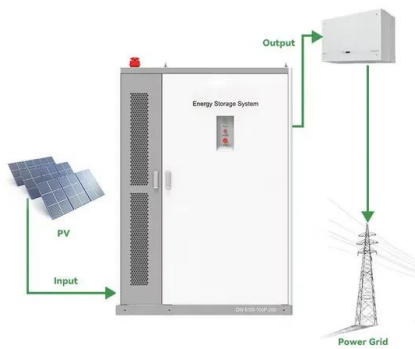


[Renewable energy outlook in Europe](#)

Discover all statistics and data on Renewable energy outlook in Europe now on statista ! Solar energy outlook As of May 2023, Europe had over 200 gigawatts of solar power capacity in the

[Chart: Renewable Energy Boomed In 2020](#)

Renewable power generation grew at the fastest rate for two decades in 2020 according to a new report from the International Energy Agency. 278 gigawatts of capacity was added last year, a 45


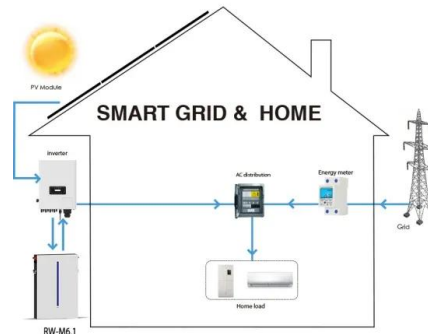


Integration of Small Modular Reactors with Renewable Energy for ...

To achieve carbon neutrality in 2050, Thailand has focused on reducing CO2 emissions in the energy sector. Small modular reactors (SMRs) and renewable energy such as ...

Renewable energy in France

Discover all statistics and data on Renewable energy in France now on statista ! Renewable energy in France: a slow growth Thanks to considerable investments in the energy transition sector



Renewable Energy Group, Inc. revenue 2021 , Statista

6 ???· The revenue of Renewable Energy Group, Inc. with headquarters in the United States amounted to 3.24 billion U.S. dollars in 2021. The reported fiscal year ends on December 31.



Renewable energy in the UK

Find the most up-to-date statistics about renewable energy in the United Kingdom (UK)
Overall increase in renewable energy production
While renewables provide roughly 40 of the country's power



50KW modular power converter



Chart: The Falling Cost of Renewable Energy , Statista

The world is still a long way from producing all of its required electricity via renewable sources, but figures covered by Our World in Data reveal that at least when it comes to cost, things are

Renewable energy in Japan

In recent years, Japan was one of the leading countries for installed renewable energy capacity and steadily expanded its electricity production from renewable energy sources. Under the new



Top 100 companies: Renewable Energy

Top 100 companies: Renewable Energy - Get the report with graphs and tables on statista !
Statista+ offers additional, data-driven services, tailored to your specific needs. As your partner for





France: renewable energy production shares 2022 , Statista

Wood energy accounted for the largest share of primary renewable energy produced at over 30 percent. Basic Statistic Indigenous wind, solar, and hydro energy production in the UK 2000-2018



Global renewable energy consumption 2023

Global consumption of renewable energy has increased significantly over the last two decades. Consumption levels nearly reached 90.23 exajoules in 2023. Despite its rapid growth, renewable energy

Renewable energy statistics

In 2022, renewable energy sources made up 41.2 % of gross electricity consumption in the EU, almost 4 percentage points higher than the previous year (37.5 % in 2021). Wind and hydro power accounted for more than two-thirds of ...



U.S. Renewable Energy Production Steadily Growing

According to the U.S. Energy Information Administration, renewable energy relative to the total energy production has increased by 4 percent from 2002 to 2018, while nuclear electric energy has



Market value of renewable energy industry worldwide 2030

The global renewable energy market is expected to continue its upward growth over the next years. According to the Group Next Move Strategy Consulting, the market will reach over two trillion U.S



12.8V 100Ah

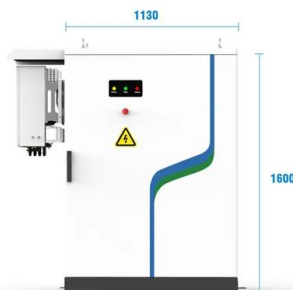


Renewable energy in Spain

Use of renewables by sector Most of the renewable energy consumed in Spain is used in electricity generation, while the transportation and the heating and cooling sectors hold smaller shares. With

Renewable energy in Indonesia

Discover all statistics and data on Renewable energy in Indonesia now on statista ! The diverse sources of renewable energy in Indonesia Hydropower is the leading source of renewable energy in



- PV / DG Application
- APP Intelligent Control
- Multi-Unit Parallel Expansion
- 98.8% Max. Efficiency

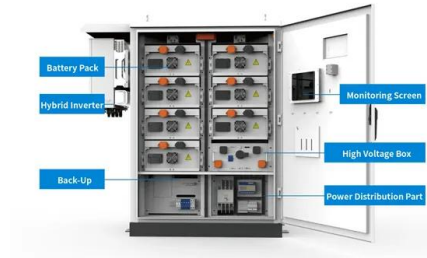
Renewable energy in Norway

Discover all statistics and data on Renewable energy in Norway now on statista ! The dominance of hydropower Hydropower is considered the backbone of the country's power sector and the



Renewable energy in Africa

Discover all statistics and data on Renewable energy in Africa now on statista ! Renewable capacity on the rise Worldwide, the use of renewable energy has been growing. Clean power is not only



Renewable Energy & Power, Inc. gross profit 2017 , Statista

6 ???· The gross profit of Renewable Energy & Power, Inc. with headquarters in the United States amounted to 48.95 thousand U.S. dollars in 2017. The reported fiscal year ends on September 30. Compared

How much has the cost of renewable energy fallen by since ...

Renewables were the world's cheapest source of energy in 2020, new report shows. Back in 2010, a megawatt hour of electricity gleaned from solar photovoltaic cost a ...



Renewable energy technology investments globally 2022

BloombergNEF. "New investment in renewable energy technology worldwide from 1st quarter 2018 to 2nd quarter 2022 (in billion U.S. dollars)." Chart. August 1, 2022. Statista.



[Renewable energy in Brazil](#)

Discover all statistics and data on Renewable energy in Brazil now on statista ! Brazil's hydropower sector Brazil ranks as the second largest hydropower consumer worldwide 2022, the country



[Global renewable energy investments](#)

Global renewable energy investments - Get the report with graphs and tables on statista ! Overview 7 Premium Statistic Global energy transition investments 2023, by technology

[Renewable energy statistics 2024](#)

Renewable energy statistics 2024 provides datasets on power-generation capacity for 2014-2023, actual power generation for 2014-2022 and renewable energy balances for over 150 countries and areas for 2021-2022.



[Renewable energy in Poland](#)

Discover all statistics and data on Renewable energy in Poland now on statista ! Decarbonization - power generation increasingly green Phasing out coal in the power industry entails a rapid



[Renewable energy Daily Data](#)

Renewable energy daily charts - discover exciting infographics about Renewable energy on statista ! Statista+ offers additional, data-driven services, tailored to your specific needs.



[Renewable energy in Greece](#)

Greece's renewable energy sector is experiencing a rapid development. In the last five years, the share of renewables in the country's electricity mix grew by more than 15 percentage points

Contact Us

For catalog requests, pricing, or partnerships, please visit:
<https://vdbconstruction.co.za>