

**Typically a power steering
system flush is performed with
a**





Typically a power steering system flush is performed with a



Final Exam

Study with Quizlet and memorize flashcards containing terms like 1500 psi, False, all of the above are correct and more. A power steering pressure gauge is being used to diagnose a system problem on a rack and pinion system. When the wheels are turned all the

Enhance Your Vehicle's Performance with a Power Steering Flush

If you're looking to ensure your car's power steering system operates at its peak performance, However, as a general guideline, a power steering flush is typically performed every 30,000 to 50,000 miles. Additionally, if you notice any signs of power steering



[VIDEO: Performing A Power Steering Flush](#)

Here is an effective way to bleed air out of a power steering system using a hand vacuum pump and assorted adaptors, which will fit most reservoirs. First, ensure the reservoir ...



Revolutionize Your Drive: The Ultimate Guide To How To Power Steering

Preparing Your Vehicle 1. Park on a Level Surface: Ensure your vehicle is parked on a level surface with the engine off. 2. Engage Parking Brake: Set the parking brake firmly to prevent the vehicle from rolling. 3. Locate the Power



Steering Reservoir: Consult your owner's manual for the location of the power steering reservoir.



[3 Ways to Flush Power Steering Fluid](#)

Flushing power steering fluid refers to the process of circulating the fluid in an automobile's steering system in order to assure proper operation. At slow speeds, power ...

How and Why to do a Power Steering Flush , AG Auto

You may need a power steering flush. Click to learn more. Skip to content Call Now: (503) 253-1747 Auto Repair Auto Repair Services Car Care Tips Diesel Repair Diesel Repair Services Diesel Care Tips Preventative Maintenance Tires Menu Auto Repair Tires



[How Much Does A Power Flush Cost in 2024?](#)

These issues typically stem from limescale and sludge within the central heating system. Power flushing is a cost-effective way to improve the functionality of your heating, keeping your energy bills from soaring in the winter. So how exactly do you know whether





Royal Flush -- Recommended Power Steering Flush Procedure

JD9250 PT20-0012V Prior to replacing any power steering system component, the power steering system must be flushed before operation. Flushing removes old hydraulic fluid and contaminants in the power steering system that will cause accelerated wear or



Chapter 43 Flashcards

Typically, a power steering system flush is performed with a _____ that is connected in line with the power steering system pump to remove all old dirty fluid and install new clean fluid without introducing air.

How Much Does A Power Steering Flush Cost

A power steering flush is a service performed on a vehicle to clean the power steering system. This system consists of the power steering pump, reservoir, hoses, and fluid. Over time, the fluid in the system can become dirty and potentially cause problems with the operation of the system.



What Happens During a Power Steering Flush?

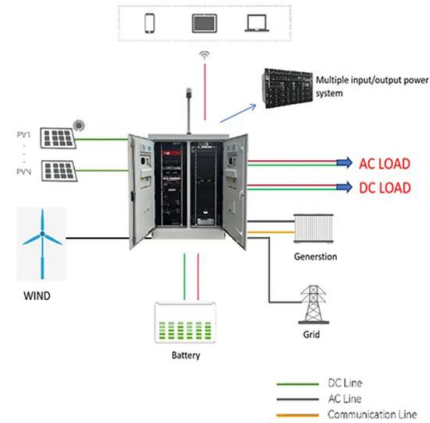
Are you looking to get a power steering flush? Continue reading to find out what happens during car maintenance like this. 11269 East Lakewood Blvd., Holland, MI 49424 616-796-9929 Mon - Fri: 7:30AM - 5:30PM Home





What Does a Power Flush Do and Do I Need a Power Flush?

Whether it's a simple system flush with clean water or a full power flush on a contaminated system, building regulations advise that a suitable cleanse is carried out when any new boiler is fitted. This is to ensure that your new central heating system doesn't adopt any of the problems your last one had such as radiators hot at the top and cold at the bottom .



How to flush and bleed power steering systems , Mobil(TM)

Regularly flushing the power steering system offers several benefits, including improved steering performance, increased lifespan of power steering components, and reduced risk of system failure. Flushing removes ...

Flush Your Power Steering Rack Like A Pro: The Expert's Step ...

One essential aspect of this maintenance is flushing the power steering rack, which removes contaminants and ensures optimal performance. This blog post will provide a ...



How Much Power Steering Fluid to Flush: Expert Guidelines for ...

Discover the key steps in flushing power steering fluid for optimal system performance. Learn about the benefits, including improved maneuverability, issue prevention, and system longevity. Follow these expert guidelines to prevent debris buildup, reduce component wear, and ensure smooth steering control. Enhance your steering performance, prevent ...



POWER STEERING SYSTEM FLUSH PROCEDURE

Follow the steps below to properly flush the system: Remove all pressure and return lines from pump. Flush the pump reservoir, return, and pressure lines by circulating new fluid through ...



Automotive Steering, Suspension, and Alignment, 8th Edition ...

9) A system flush is required when any major power steering repair is performed. A) True B) False 10) How much effort is typically required to turn the steering wheel on vehicles with power steering? A) 2-3.5 lbs. B) 5-7 lbs. C) 0.5-1.5 lbs. D) 10 lbs. or more 2

Royal Flush -- Recommended Power Steering Flush Procedure

Royal Flush -- Recommended Power Steering Flush Procedure Supporting Today's Vehicle Technician Note MS9237 PT 20-0011 EVO -- Electronic Variable Orifice: What is it? All vehicles equipped with speed proportional steering systems.



When should I get a power steering flush? , Classy Chassis

Vehicles with a hydraulic power-steering system use power steering fluid. The fluid essentially works in conjunction with the power steering pump to make it easier for the driver to turn the steering wheel and, therefore, the vehicle. Brian Peck, director of operations at Midwest Auto Services in Blue Springs, Missouri, says he doesn't believe in so-called lifetime fluids, adding ...



[A Visual Guide to Power Steering Systems](#)

The power steering system consists of several components, including a power steering pump, hydraulic lines, a steering gearbox or rack and pinion, and a power steering fluid reservoir. The power steering pump is driven by the ...



[POWER STEERING SYSTEM FLUSH PROCEDURE](#)

The power steering system must be flushed prior to installation of any replacement component. If you are installing a replacement rack, we strongly recommend that the hoses be replaced as well. Follow the steps below to properly flush the system: 1. Remove

Royal Flush -- Recommended Power Steering Flush Procedure

Flushing removes old hydraulic fluid and contaminants in the power steering system that will cause accelerated wear or improper operation of the replacement unit. Follow the steps below ...



Why Flush Power Steering Fluid: Benefits, Methods, and ...

Ensure optimal power steering system function with regular fluid flushing. Learn about the benefits, indicators, and DIY vs. professional flushing options in this insightful article. Prioritize maintenance for a smoother driving experience.



How to flush and bleed power steering systems , Mobil(TM)

Learn how to diagnose and properly flush and bleed power steering systems on your own. For most power steering-equipped vehicles, this is a simple process. Step 4: Run the tubing into a dedicated catch container to bleed the system of both air and old fluid. Be



S& S Unit 4 Flashcards

Study with Quizlet and memorize flashcards containing terms like What is the maximum pressure a power steering pump provides during low speed cornering?, Technician A says that some power assist systems use an external cooler for the power steering fluid. Technician B says that the cooler is located in the pressure line, before the steering gear box. Which technician is correct, ...



Typically, a Power Steering System Flush Is Performed with a

Typically, a power steering system flush is performed with a _____ that is connected in line with the power steering system pump to remove all old dirty fluid and install new clean fluid without introducing air. A) Power steering return hose B) Suction gun C) ...



Power Steering Flush: Full Power Steering System Fluid Flushing

Flushing the power steering system like this is the best way to take care of a power steering system, especially if you are not sure how well it has been maintained in the past. It is



3 Ways to Flush Power Steering Fluid

Check the color and consistency of your power steering fluid. Open the reservoir and use a flashlight to peer down into the fluid. The consistency, color, and smell will tell you whether or not you need to change your fluid: Flush your fluid if it smells burnt, looks dark brown or black, and/or has shiny, metallic bits in it.



PUSUNG-R (Fit for 19 inch cabinet)

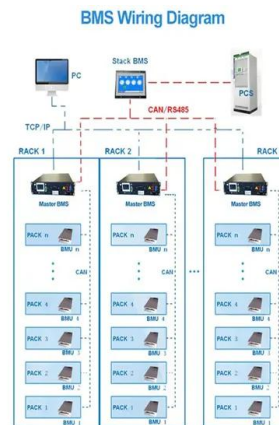


Power steering Flashcards

Study with Quizlet and memorise flashcards containing terms like Two technicians are discussing the proper procedure for bleeding air from a power steering system. Technician A says that the front wheels of the vehicle should be lifted off the ground before bleeding. Technician B says that the steering wheel should be turned left and right with the engine off during the procedure. ...

VIDEO: Performing A Power Steering Flush

Depending on the failure of the original unit, some technicians will perform a system flush using the old pump, then install the replacement pump and do a system flush one more time. This is okay, providing there has not been a catastrophic power steering component failure that has contaminated the system with metal or debris.



POWER STEERING SYSTEM FLUSH PROCEDURE


The power steering system must be flushed prior to installation of any replacement component. If you are installing a replacement rack, we strongly recommend that the hoses be replaced as well. Follow the steps below to properly flush the system: 1. Remove



- IP65/IP55 OUTDOOR CABINET
- ALUMINUM
- OUTDOOR ENERGY STORAGE CABINET
- OUTDOOR MODULE CABINET

Why Do You Need A Power Steering Flush?

What exactly is a power steering flush and why do you need to get one? We'll break it all down for you so you can make the best decision.
 Chatham Heights: (540) 899-3732 Courthouse Road: (540) 710-0173 Monday - Friday: 8am - 6pm



Power Steering Flush Cost (+Signs You Need It Urgently)

A. Range The average cost of a power steering flush is between \$60 and \$200. The range covers:
 New power steering fluid: \$10 to \$30 Labor costs: \$50 to \$170 B. Factors Affecting Cost
 Additional aspects that may impact your total fees include: Fluid type and

Are You Making These Mistakes? How To Flush RAM 2500 Power Steering ...

The End of the Road: A Well-Maintained Ram 2500 By following these steps and incorporating these maintenance tips, you can ensure your Ram 2500's power steering system operates smoothly and reliably. A well-maintained steering system translates to a safer and more enjoyable driving experience, especially when tackling demanding tasks or ...





Contact Us

For catalog requests, pricing, or partnerships, please visit:
<https://vdbconstruction.co.za>