

Us renewable energy use





Overview

According to data from the , accounted for 8.4% of total primary energy production and 21% of total utility-scale electricity generation in the United States in 2022. Since 2019, has been the largest producer of renewable electricity in the country. Wind power generated 434 of electricity in 2022, wh.



Us renewable energy use




Executive summary - United States 2024 - Analysis

The United States has promoted significant investment in renewable energy capacity, nuclear lifetime extensions and new builds and low-carbon fuels. Domestic coal use has declined to a historic low. In 2023, total CO 2 emissions from energy combustion

Renewable energy , UNEP

Renewables on the rise For the 760 million people in the world who lack access to electricity, the introduction of modern clean energy solutions can enable vital services such as improved healthcare, better education, and internet access, thus creating new jobs, improving livelihoods, and reducing poverty. Driven by the global energy crisis and policy momentum, renewable ...



Renewable

What role does renewable energy play in the United States? Until the mid-1800s, wood was the source of nearly all the nation's energy needs for heating, cooking, and lighting. From the late 1800's until today, fossil fuels--coal, petroleum, and natural gas--have

[U.S. energy facts explained](#)

There are five energy-use sectors, and the amounts--in quadrillion Btu (or quads)--of their primary energy consumption in 2023 were: 1 electric power 32.11 quads transportation 27.94



quads industrial 22.56 quads residential 6.33
quads commercial 4.65 quads In



Energy Mix

Renewable energy is a collective term used to capture several different energy sources. 'Renewables' typically include hydropower, solar, wind, geothermal, biomass, and wave and tidal energy. This interactive map shows the share of ...

Electricity in the U.S.

The United States uses many different energy sources and technologies to generate electricity. The sources and technologies have changed over time, and some are used more than others. The three major categories of energy for electricity generation are fossil fuels (coal, natural gas, and petroleum), nuclear energy, and renewable energy.



 **TAX FREE**

ENERGY STORAGE SYSTEM

Product Model
HJ-ESS-215A(100KW/215KWh)
HJ-ESS-115A(50KW 115KWh)

Dimensions
1600*1280*2200mm
1600*1200*2000mm

Rated Battery Capacity
215KWH/115KWH

Battery Cooling Method
Air Cooled/Liquid Cooled



The Clean Energy Future Is Arriving Faster Than You ...


The United States is pivoting away from fossil fuels and toward wind, solar and other renewable energy, even in areas dominated by the oil and gas industries. "The nature of these exponential



Renewable energy in the United States

Overview Rationale for renewables Renewable energy and carbon dioxide emissions Current trends Future projections Renewable electricity sources Solar water heating Biofuels

According to data from the US Energy Information Administration, renewable energy accounted for 8.4% of total primary energy production and 21% of total utility-scale electricity generation in the United States in 2022. Since 2019, wind power has been the largest producer of renewable electricity in the country. Wind power generated 434 terawatt-hours of electricity in 2022, wh...

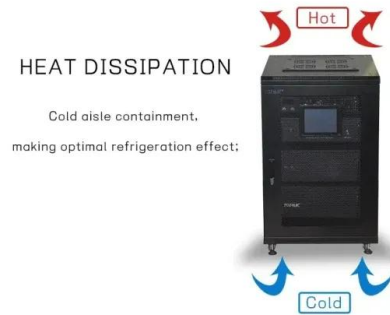


The United States consumed a record amount of ...

Renewable energy was the only source of U.S. energy consumption that increased in 2020 from 2019; fossil fuel and nuclear consumption declined. Our U.S. renewable energy consumption by source and ...

Annual Energy Outlook 2023

Our Annual Energy Outlook 2023 (AEO2023) explores long-term energy trends in the United States. Since last year's AEO, much has changed, most notably the passage of the Inflation Reduction Act (IRA), Public Law 117-169, which altered the policy landscape we use to develop our projections.



Benefits of Renewable Energy Use

This page explores the many positive impacts of clean energy, including the benefits of wind, solar, geothermal, hydroelectric, and biomass. For more information on their negative impacts--including effective solutions to avoid, minimize, or mitigate--see our page on The



Environmental Impacts of Renewable Energy Technologies.



Renewables - Global Energy Review 2021 - Analysis

Global Energy Review 2021 - Analysis and key findings. A report by the International Energy Agency. Renewable energy use increased 3% in 2020 as demand for all other fuels declined. The primary driver was an almost 7% growth in electricity generation from



[Clean Energy . Department of Energy](#)

A clean energy revolution is taking place across America, underscored by the steady expansion of the U.S. renewable energy sector. The clean energy industry generates hundreds of billions in economic activity, and is expected to continue to grow rapidly in the coming years.

Renewable Energy

Renewable Supply and Demand Renewable energy is the fastest-growing energy source globally and in the United States. Globally: About 11.2 percent of the energy consumed globally for heating, power, and transportation came from ...





[Renewable Energy , Department of Energy](#)

Learn more about the advantages of wind energy, solar energy, bioenergy, geothermal energy, hydropower, and marine energy, and how the U.S. Department of Energy is working to modernize the power grid and increase ...



United States

The United States introduced major energy and climate policy reforms which put the country on a path towards a clean, co-ordination and development of policies and technology programmes for scaling up energy efficiency, renewables and low-carbon 4



Top 10: Renewable Energy Sources , Energy Magazine

21 ?????· Renewable energy - we talk about it all the time, but what does it actually mean? The United Nations' definition of renewable energy is "energy derived from natural sources that are replenished at a higher rate than they are consumed". It's no surprise that renewable



[A Decade of Transformation:](#)

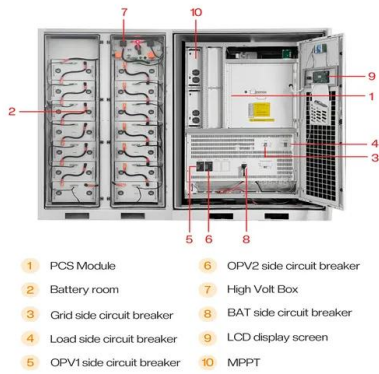
Today, RE Futures' vision of 80% renewable energy for the United States is closer than ever, with ambitious federal emissions-reduction targets and ever-decreasing clean energy costs.





[Renewable energy statistics 2024](#)

The International Renewable Energy Agency (IRENA) produces comprehensive, reliable datasets on renewable energy capacity and use worldwide. Renewable energy statistics 2024 provides datasets on power-generation capacity for 2014-2023, actual power generation for 2014-2022 and renewable energy balances for over 150 countries and areas for 2021-2022.



- 1 PCS Module
- 2 Battery room
- 3 Grid side circuit breaker
- 4 Load side circuit breaker
- 5 OPV1 side circuit breaker
- 6 OPV2 side circuit breaker
- 7 High Volt Box
- 8 BAT side circuit breaker
- 9 LCD display screen
- 10 MPPT

[2024 Current State of the Union: US Energy](#)

In 2022, the US exported about 27.1% more energy than it imported. Average prices for a gallon of regular-grade gas fluctuated between \$3.29 and \$3.81 in 2023 after reaching nearly \$6 in June 2022. Average energy consumption per ...



Federal Renewable Energy Use Requirement: 42 U.S.C.

Federal Energy Management Program Procurement Distributed Energy & Energy Procurement Federal Renewable Energy Use Requirement: 42 U.S.C. 15852(a) as amended by EPAct 203 and the Energy Act of 2020 3002(o), 3006(b)(2) of December 27



Executive summary - Renewables 2023 - Analysis

The world is on course to add more renewable capacity in the next five years than has been installed since the first commercial renewable energy power plant was built more than 100 years ago. In the main case forecast in this report, almost 3 700 GW of new renewable capacity comes online over the 2023-2028 period, driven by supportive policies in more than 130 countries.





The 2024 Sustainable Energy in America Factbook



The 2024 Sustainable Energy in America Factbook is the 12th in a series documenting the evolution in energy production, delivery and consumption in the US. The annual report, which BloombergNEF releases in partnership with the Business Council for Sustainable Energy, tracks trends in renewables, efficiency, natural gas, distributed power and storage, and sustainable ...

U.S. transition to clean energy is happening faster than you

U.S. transition to clean energy is happening faster than you think, reporter says Huge swaths of the country are pivoting from fossil fuels, toward wind, solar and other renewables. New York Times




Executive summary - United States 2024 - Analysis

The United States has promoted significant investment in renewable energy capacity, nuclear lifetime extensions and new builds and low-carbon fuels. Domestic coal use has declined to a historic low. In 2023, total CO 2 emissions ...

[A Decade of Growth in Solar and Wind Power](#)

Solar and wind are the fastest-growing renewable energy sources in the U.S. In 2019, wind generation surpassed the amount of electricity generated from hydropower -- a longtime



Understanding the U.S. Renewable Energy Market: A Guide for

In total, the United States generates more renewable electricity than Germany, Japan, and the United Kingdom combined. Wind currently dominates the U.S. renewables mix, accounting for 43.2 percent of the United States' utility-scale renewable electricity

Renewables became the second-most prevalent U.S.

In 2020, renewable energy sources (including wind, hydroelectric, solar, biomass, and geothermal energy) generated a record 834 billion kilowatthours (kWh) of electricity, or about 21% of all the electricity ...



Use of energy explained

Along with per capita energy consumption, another measure of the intensity of energy consumption is how efficiently the economy uses energy to produce every dollar of gross domestic product (GDP). The amount of U.S. energy consumption per real 2017 dollar of GDP --the adjusted value to account for changes in the value of the U.S. dollar--declined in most ...



Contact Us

For catalog requests, pricing, or partnerships, please visit:
<https://vdbconstruction.co.za>