

Video eye power magnification system





Overview

What are electronic magnifiers?

Electronic magnifiers, also known as digital magnifiers or video magnifiers, are assistive devices designed to help individuals with macular degeneration or low vision read and view objects more clearly. These devices use advanced camera technology to capture images and display them on a screen with increased magnification.

What is a video magnifier?

Video magnifier that features a 3-in-1 camera for seeing one's self up close, reading, and distance viewing. Comes with 20", 22", 24", or 27" high-resolution LCD monitors that provide 1.6x to 99.5x adjustable magnification (varies with LCD size). The camera is also detachable, allowing one to use it at various workstations.

How do electronic magnifiers work?

These devices use advanced camera technology to capture images and display them on a screen with increased magnification. Why use Electronic Magnifiers?

Electronic magnifiers offer several benefits for individuals with macular degeneration:.

How do I choose the best electronic magnifier for macular degeneration?

Electronic magnifiers are powerful tools for individuals with macular degeneration, offering enhanced magnification, improved clarity, and various customization options. When choosing the best electronic magnifier for your needs, consider factors such as magnification power, viewing screen size, battery life, and portability.

What is a full color video magnifier?




Full-color video magnifier with a magnification of 14x on 20" or 28x on a 40" television. Full color, computer mouse video magnifier that can be plugged into any USB port on an Apple desktop or Notebook. Has a magnification range of 3x - 100x. Features include full color image, pure black text on a white background and variable magnification.

How much does a video magnifier cost?

Lower cost video magnifiers that plug into a TV are in the \$400 to \$1,000 price range. Video magnifier that features a 3-in-1 camera for seeing one's self up close, reading, and distance viewing. Comes with 20", 22", 24", or 27" high-resolution LCD monitors that provide 1.6x to 99.5x adjustable magnification (varies with LCD size).



Video eye power magnification system



[Video Eye Video Magnification System](#)

Offering real time video magnification that is easily controlled from a monitor, allowing the user to customize focus, magnification, screen preferences settings as well as needlepoint or model ...

Zoomax

Zoomax Luna HD 24 Pro and Luna Eye desktop electronic magnifier (CCTV) has 24-inch widescreen display and amazing image quality. Fast auto-focus, ergonomic design and extra-large working surface, all make Luna CCTVs the ...



How to Easily Calculate the Low Power Magnification of a ...

Increased depth of field: Unlike high power magnification, low power magnification provides greater depth of field, which allows for a better view of the three-dimensional structure of samples. Better resolution : While high magnification levels may provide greater detail, low magnification levels offer better resolution, allowing for clearer and more ...

[Video Eye Magnification System](#)

Video magnifiers allow individuals with low vision to enlarge printed text and objects for easier reading, and are commonly utilized in educational settings, workplaces, and homes to



assist ...

INTEGRATED DESIGN
EASY TO TRANSPORT AND INSTALL,
FLEXIBLE DEPLOYMENT



Introduction to Microscopes and Objective Lenses

Most microscopes will have three or four objectives lenses, mounted on a turntable for ease of use. A scanning objective lens will provide 4x magnification, a low power magnification lens will provide magnification of 10x, and a high power objective offers 40x



CCTVs/Video Magnifiers , American Foundation for the Blind

A video magnifier, or closed-circuit television (CCTV) system, uses a stand-mounted or handheld video camera to project a magnified image onto a video monitor, a television (TV) screen, or a ...



Head mounted video magnification devices for low vision ...

The LVIS, developed at Johns Hopkins University,14 15 is a mains/battery powered video HMD, equipped with autofocus camera, variable magnification optics, and ...





You should know About Magnification of Taking Lens

1.3. Magnification of Magnifying Glass Magnifying glass is also in optical system to see virtual image. Magnification m can be calculated as a ratio of "distance of distinct vision of 250 mm" and "focal length of f ". "Distance of distinct vision" is the distance between eyes and object in which we can see the object clearly without tension or fatigue.



[Merlin ultra Full HD Video Magnifier](#)

Wide range of adjustable magnification (2.2x to 73x depending on screen size & zoom table selected) Adjustable viewing modes for high contrast personalization. XY table for smooth ...



[201 & 202-13 Magnifiers and Telescopes](#)

Sufficient eye relief should be provided to allow the eye to access the XP. Hand-held instruments should have 15-20 mm of eye relief. Microscopes may have as little as 2-3 mm of eye relief. Other systems should have a very long eye relief. For example, a



Response Analysis of Eulerian Video Magnification

The output of the Eulerian video magnification for a static video consistently gave the same value as output irrespective of the number of times the video was processed over and over again. Also, for different resolutions, it has been observed that the Eulerian video magnification output tend to follow the input and didn't show much deviation from each other.



Guidelines for Understanding Magnification in the Modern Digital

Of course, the upper limit of visual magnification depends on the maximum resolving power of the microscope system. When the magnification is pushed above the useful range, no additional details about the sample can be seen. This situation is referred to as empty magnification [1].



Angular Magnification

The Optical Principles of Telescopes The principle of angular magnification is to use an optical system to change the angle formed at the nodal point of the eye by the rays of light from the object. Telescopes are a very ...

Video Magnification Systems

Magnification: Images 4x to 50x on a 14" monitor and newsprint up to 2" high. Up to 66x" on a 20" monitor. Viewing modes: Full-color, black and white, high contrast positive and high-contrast negative



What is Magnification Power?

Magnifying power is defined as the ratio between the dimensions of the image and the object. The process of magnification can occur in lenses, telescopes, microscopes and even in slide projectors



Merlin ultra Full HD Video Magnifier

Controls: Light Switch On/Off, Brightness, Magnification, Mode, Power Magnification: 22" LCD: 2.2x (minimum) to 67x (maximum) *Zoom range for 22" monitor is based on a 16:9 aspect ratio 24" LCD: 2.4x (minimum) to 73x (maximum) *Zoom range for 24



Video Magnifiers , Vision Aids , Eschenbach Optik Electronic ...

Browse our selection of high quality Video Magnifiers! From Hand-held to desktop magnifiers, Eschenbach offers a range of electronic devices for the visually impaired.

Magnification

Based on magnification system: 1. Flat plane, single lens loupes 2. Surgical telescope with Galilean optical system Magnification is determined by Power of eye piece: Eyepiece has diopter setting ranging from -5 to +5. These are used to adjust for to focus

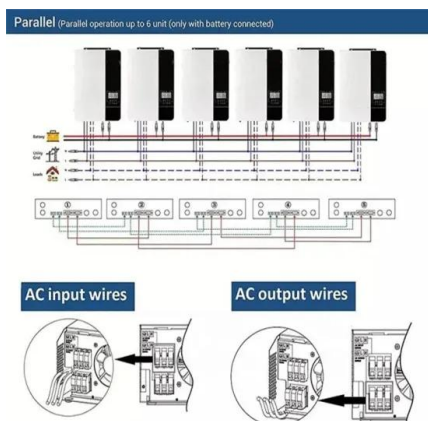
TAX FREE

Product Model
HJ-ESS-215A(100KW/215KWh)
HJ-ESS-115A(50KW/115KWh)

Dimensions
1600*1280*2200mm
1600*1200*2000mm

Rated Battery Capacity
215KWH/115KWH

Battery Cooling Method
Air Cooled/Liquid Cooled



Accelerating Eulerian Video Magnification Using

Accelerating Eulerian Video Magnification Using FPGA Kening Zhang*, Xi Jin*, An Wu* * Department of Physics, University of Science and Technology of China, Hefei, China kning04@mail tc .cn, jinxi@ustc .cn, wuan@mail tc .cn Abstract--Video magnification can amplify and display the subtle



What to Know Before You Buy A Video Magnifier

Video magnification systems are much like other pieces of Assistive Technology in that they can be very intimidating and confusing at first glance. If you are shopping for your very first digital magnification solution for any of the myriad of eye conditions out there, you can quickly get overwhelmed at both the termin



Understanding Clearly the Magnification of Microscopy

One important criterion concerning optical microscope performance is magnification. This article offers helpful guidelines for digital microscopy, so users can determine the useful range of magnification values. For more than 150 years, optical microscopy has allowed

26.4: Microscopes

In this section we will examine microscopes, instruments for enlarging the detail that we cannot see with the unaided eye. The microscope is a multiple-element system having more than a single lens ... Normal optical microscopes can ...



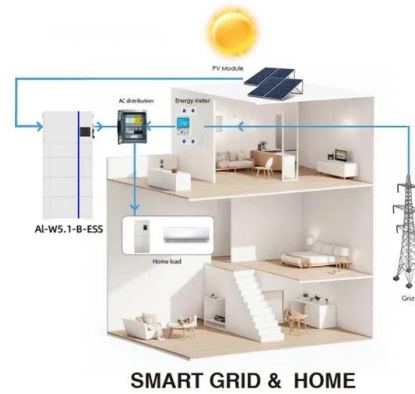
Low Vision Enhancement with Head-mounted Video Display Systems...

Head-mounted Low Vision Enhancement Systems
The Visionics Low Vision Enhancement System was the first commercially available LVES based on a head-mounted video display system. 18 The displays were two 19mm diameter black and white cathode ray tubes mounted in the temple arms of the headset and imaged at the user's far point for each eye through exit ...



Vision Magnification and Enhancement Systems

It starts by defining electronic magnification, then demonstrates stand-mounted and hand-held, portable video magnification systems using photographs and video clips. Next, a variety of open system and closed system vision enhancement systems are similarly demonstrated, with the primary features of each device highlighted.



Video Eye! Video Magnification System Millennium II MV2-5N

Video Eye! Video Magnification System Millennium II MV2-5N - Tested! (Located in Chicago NW Burbs). Delivery time is estimated using our proprietary method which is based on the buyer's proximity to the item location, the shipping service selected, the seller's

Best Electronic Magnifiers for Low Vision Buying Guide

Electronic magnifiers, also known as digital magnifiers or video magnifiers, are assistive devices designed to help individuals with macular degeneration or low vision read and view objects more clearly. These devices use advanced ...



Video Magnifiers , Vision Aids , Eschenbach Optik Electronic ...

Browse our selection of high quality Video Magnifiers! From Hand-held to desktop magnifiers, Eschenbach offers a range of electronic devices for the visually impaired. Menu Home EYE + EYESIGHT What is Low Vision What is Presbyopia Eye



Microscope Magnification: Explained - Microscope Clarity

Magnification = Eyepiece Magnification X Objective Magnification
Microscopes magnify or enlarge the image under inspection and enable the human eye to see things we would never be able to see. Scientists in a number of disciplines utilize microscopes to conduct research, study the movement and mechanics of microscopic organisms, and even in technology to build ...



[Magnification and Telescopes , SpringerLink](#)

Transverse Magnification
Transverse magnification (aka linear magnification) is similar to the magnification we discussed when doing lens and mirror systems. Footnote 2 We have previously introduced this formula, $M = U/V = v/u$ ("big MOVIE, little view" mnemonic), when discussing object-lens-mirror systems.

Volume 1, Chapter 33. The Human Eye as an Optical System

In other words, when a correction lens is fitted at the first focal point of the eye, the power of the combined lens/eye optical system is equal to the power of the eye alone. If F_e is substituted for F_c in the equation for relative spectacle magnification, then $RSM = F_s / F_e$, which shows that RSM equals the ratio of the power of the emmetropic schematic eye to the power of the ametropic eye.



Anatomy of the Microscope

Eyepieces, like objectives, are classified in terms of their ability to magnify the intermediate image. Their magnification factors vary between 5X and 30X with the most commonly used eyepieces having a value of 10X-15X. Total visual magnification of



[\[PDF\] Eulerian video magnification: a review](#)

A comprehensive study of Eulerian video magnification methods is presented and the strengths and drawbacks of existing works are discussed, and the important research fields and challenges in the area of EVM are concluded. Many important subtle changes in the environment are invisible to the naked human eyes. These subtle changes occur because of ...



Contact Us

For catalog requests, pricing, or partnerships, please visit:
<https://vdbconstruction.co.za>