

# What percentage of energy is renewable in the world





## Overview

---

How much of our electricity comes from renewables?

In the sections above we looked at the role of renewables in the total energy mix. This includes not only.

**Hydropower generation**Hydroelectric power has been one of our oldest and largest sources of I.

**Wind energy generation**This interactive chart shows the amount of energy generated from wind each year. This includes both onshore and offshore wind farms. Win.

**Solar energy generation**This interactive chart shows the amount of energy generated from solar power each year. Solar generation at scale – compared to hydropower, fo.

**Biofuel production**Traditional biomass – the burning of charcoal, organic wastes, and crop residues – was an important energy source for a long period.

Following a rapid rise in wind and solar power, renewable energy has exceeded 30% of the world's electricity for the first time in 2023What percentage of electricity comes from renewable technologies?

This interactive chart shows the share of electricity that comes from renewable technologies. Globally, almost one-third of our electricity comes from renewables. Hydroelectric power has been one of our oldest and largest sources of low-carbon energy.

Which countries are generating the most renewable electricity in 2021?

China alone should account for almost half of the global increase in renewable electricity in 2021, followed by the United States, the European Union and India. Wind is set for the largest increase in renewable generation, growing by 275 TWh, or almost 17%, which is significantly greater than 2020 levels.

Will global renewable capacity grow by 2.7 times by 2030?



Global renewable capacity is expected to grow by 2.7 times by 2030, surpassing countries' current ambitions by nearly 25%, but it still falls short of tripling. Climate and energy security policies in nearly 140 countries have played a crucial role in making renewables cost-competitive with fossil-fired power plants.

What is the largest renewable source in the world?

Globally we see that hydropower is by far the largest modern renewable source. However, we also see wind and solar power both growing rapidly. How much of our electricity comes from renewables?

.

What are the top two energy sources in the world?

In the chart, we see the share of global energy that comes from fossil fuels, renewables, and nuclear. The sum of the top two is what we want to increase. Part of this slow progress is due to the fact that much of the gains made in renewables have been offset by a decline in nuclear energy.

What is data on renewable power capacity?

Data on renewable power capacity represents the maximum net generating capacity of power plants and other installations that use renewable energy sources to produce electricity. For most countries and technologies, the data reflects the capacity installed and connected at the end of the calendar year.



## What percentage of energy is renewable in the world

---



### [Global overview - Renewables 2024 - Analysis](#)

Renewable energy consumption in the power, heat and transport sectors increases near 60% over 2024-2030 in our main-case forecast. This increase boosts the share of renewables in ...

### Factcheck: How much energy does the world get from ...

As the chart above makes clear, much of the world's renewable energy comes from hydroelectric dams, meeting 6.8% of global energy demand. That's nearly enough to meet the combined needs of Germany, the UK and ...



### Electricity Mix

The chart below shows the percentage of global electricity production that comes from nuclear or renewable energy, such as solar, wind, hydropower, wind and tidal, and some biomass. Globally, more than a third of our electricity comes ...

### Nuclear Energy

As the world attempts to transition its energy systems away from fossil fuels towards low-carbon energy sources, we have a range of energy options: renewable energy technologies such as hydropower, wind, and solar, as well as nuclear power. Nuclear energy 2



### Renewable energy: Global capacity increased by 50% in 2023

Clean energy boomed in 2023, with 50% more renewables capacity added to energy systems around the world compared to the previous year. Additional renewable ...



### Factcheck: How much energy does the world get from renewables?

Last year, renewable sources of energy contributed 9.3% of the world's energy needs, according to data from BP's Statistical Review, reproduced in the chart below. Shares of world demand met by different sources of energy in 2014.



### Renewable Energy Statistics in Canada for 2024 , Made in CA

It had the highest percentage of wind power in the country. Prince Edward Island, together with Nunavut, However, overall, Canada is one the leading countries in the world for renewable energy use. Frequently Asked Questions How much of Canadian energy



## Renewable energy: Global capacity increased by 50% in 2023 , World

The World Economic Forum's Better Community Engagement for a Just Energy Transition: A C-Suite Guide, highlights the need to ensure a people-positive approach to deploying renewable energy. Clean energy boomed in 2023, with 50% more renewables capacity added to energy systems around the world compared to the previous year.



### [Renewable energy statistics 2020](#)

The International Renewable Energy Agency (IRENA) produces comprehensive, reliable data sets on renewable energy capacity and use worldwide. Renewable Energy Statistics 2020 provides data sets on power-generation capacity for 2010-2019, actual power generation for 2010-2018 and renewable energy balances for over 130 countries and areas for 2017-2018.

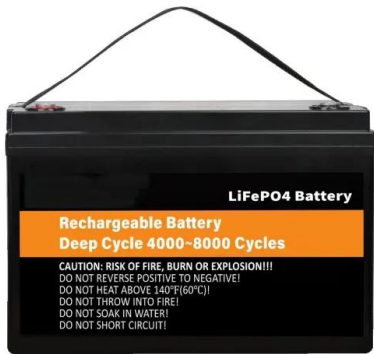
## Executive summary - Renewables 2023 - Analysis

The world is on course to add more renewable capacity in the next five years than has been installed since the first commercial renewable energy power plant was built more than 100 years ago. In the main case forecast in this report, almost 3 700 GW of new renewable capacity comes online over the 2023-2028 period, driven by supportive policies in more than 130 countries.



### [Renewable energy in the U.S.](#)

3 ???· Largest armies in the world by active military personnel 2024 U.S. border patrol apprehensions and expulsions FY 1990-2023 with the highest consumption of renewable energy worldwide, ranking



### How much of the world is powered by renewable energy?

Twelve years ago, in 2007, renewable energy only represented eighteen percent of total global power generation, according to the Renewable Global Status Report (GSR) 'REN21.' Therefore, over the past twelve years, as ...



### Renewable energy - powering a safer future , United Nations

Renewable energy actually is the cheapest power option in most parts of the world today. Prices for renewable energy technologies are It could decarbonize 90 percent of the power sector by

### Renewables became the second-most prevalent U.S.

In 2020, renewable energy sources (including wind, hydroelectric, solar, biomass, and geothermal energy) generated a record 834 billion kilowatthours (kWh) of electricity, or about 21% of all the electricity ...





[Global overview - Renewables 2024 - Analysis](#)

Renewables 2024 - Analysis and key findings. A report by the International Energy Agency. In 2030, variable renewables account for two-thirds of global renewable electricity generation, rising from less than 45% today. Over the forecast period, the share of solar PV



**Renewable energy in Spain**

Find the most up-to-date statistics and facts about renewable energy in Spain Skip to main These, however, accounted for less than five percent of the total renewable generation in 2023



**How much of the UK's energy is renewable? , National Grid Group**

Wind power contributed 29.4% of the UK's total electricity generation. Biomass energy, the burning of renewable organic materials, contributed 5% to the renewable mix. Solar power contributed 4.9% to the renewable mix Hydropower, including tidal, contributed 1

[Electricity - Renewables 2023 - Analysis](#)


Renewable electricity capacity additions reached an estimated 507 GW in 2023, almost 50% higher than in 2022, with continuous policy support in more than 130 countries spurring a significant change in the global growth trend. This worldwide acceleration in 2023






### Share of primary energy consumption from renewable sources

Measured as a percentage of primary energy using the substitution method. Renewables include hydropower, solar, wind, geothermal, bioenergy, wave, and tidal, but not traditional biofuels, which can be a key energy source, especially in lower-income settings.



### Renewable Energy

Renewable Supply and Demand Renewable energy is the fastest-growing energy source globally and in the United States. Globally: About 11.2 percent of the energy consumed globally for heating, power, and transportation came from modern renewables in 2019 (i.e., biomass, geothermal, solar, hydro, wind, and biofuels), up from 8.7 percent a decade prior (see figure ...



### Interactive: How much of your country's electricity is renewable?

About 30 percent of the world's electricity comes from renewables, including hydropower, solar and wind among others. In the following infographics, Al Jazeera breaks ...

### U.S. energy facts

Total primary energy production 102.83 quadrillion British thermal units (Btu) By fuel/energy source share of total Natural gas 38% Petroleum (crude oil and natural gas plant liquids) 34% Coal 11% Renewable energy 8% Nuclear electric power 8%

12V 10AH





[Renewable energy statistics 2024](#)

Renewable energy statistics 2024 provides datasets on power-generation capacity for 2014-2023, actual power generation for 2014-2022 and renewable energy balances for over 150 countries and areas for 2021-2022.



**Electricity in the U.S.**

Wind energy was the source of about 10% of total U.S. utility-scale electricity generation and accounted for 48% of the electricity generation from renewable sources in 2023. Wind turbines convert wind energy into electricity. Hydropower (conventional) plants produced about 6% of total U.S. utility-scale electricity generation and accounted for about 27% of utility ...



**Executive summary - Renewables 2024 - Analysis**

Global renewables growth set to outpace current government goals for 2030. Global renewable capacity is expected to grow by 2.7 times by 2030, surpassing countries' current ambitions by ...

[Growth of Renewable Energy in the US](#)

Yet despite record growth, renewable energy installations need to ramp up even faster. Analyses of achieving 100% carbon-free electricity by 2035, what's needed to achieve U.S. greenhouse gas reduction targets, indicate that annual installation rates of renewables in coming years need to nearly double the rates seen in 2023.

**18650** 3.7V  
RECHARGEABLE BATTERY Li-ion  
**2000mAh**






### World passes 30% renewable electricity milestone

The target would see the world reach 60% renewable electricity by 2030, which would almost halve power sector emissions and put the world on a pathway aligned with the 1.5C climate goal. "We already know the key enablers that help countries unleash the full potential of solar and wind," continued Jones.

### [Renewable Energy Statistics 2021](#)

The International Renewable Energy Agency (IRENA) produces comprehensive, reliable data sets on renewable energy capacity and use worldwide. Renewable Energy Statistics 2021 provides data sets on power-generation capacity for 2011-2020, actual power generation for 2011-2019 and renewable energy balances for over 130 countries and areas for 2018-2019.



### [U.S. energy facts explained](#)

There are five energy-use sectors, and the amounts--in quadrillion Btu (or quads)--of their primary energy consumption in 2023 were: 1 electric power 32.11 quads transportation 27.94 quads industrial 22.56 quads residential 6.33 quads commercial 4.65 quads In

### [UK renewable energy statistics 2024](#)

The percentage of renewable energy produced in the UK peaked in 2020, at 42.67%. Since then, it has reduced only slightly. As of 2022, this percentage stood at 41.5%. UK fossil fuels vs. renewable





### [United Kingdom: Energy Country Profile](#)

United Kingdom: Many of us want an overview of how much energy our country consumes, where it comes from, and if we're making progress on decarbonizing our energy mix. This page provides the data for your chosen country across all of the key metrics on this topic.

## Contact Us

---

For catalog requests, pricing, or partnerships, please visit:  
<https://vdbconstruction.co.za>