

Which are power options in the windows 10 operating system





Overview

First, I should mention that this option only affects PCs running on a hard drive (HDD); PCs with SSD (solid-state drive) will not affect whatsoever. A hard drive continuously spin.

I am not sure why Microsoft is still keeping this option here when Edge is the default.

Using this option, you can enable/disable the slideshow feature that automatically switches your desktop wallpaper every few seconds. Again, this option is only worth tweaking if you a.

This option allows you to decide whether you want the network adaptor always to stay awake, keep receiving the network packets, or go in the sleep state when the WLAN 802.11 po.

Before you actually edit the power options, you need to know where the power options reside in Windows 10. Here's how to access them: Right-click on the start menu and select Power Options from the list. This will open the Power & sleep page; click on the Additional power settings link in the right panel. You will.

First, I should mention that this option only affects PCs running on a hard drive (HDD); PCs with SSD (solid-state drive) will not affect whatsoever.

I am not sure why Microsoft is still keeping this option here when Edge is the default browser on Windows 10, but now that it is here, I should explain it anyway. This option only affects users who are still using Internet Explorer; other users can skip it. It basically allows you to.

This option allows you to decide whether you want the network adaptor always to stay awake, keep receiving the network packets, or go in the sleep state when the WLAN 802.11 power save.

Using this option, you can enable/disable the slideshow feature that automatically switches your desktop wallpaper every few seconds. Again, this option.



Right-click on the start menu and select Power Options from the list. This will open the Power & sleep page; click on the Additional power settings link in the right panel. You will now see three power plans here, Balanced, High Performance, and Power saver. What is power options Windows 10?

Power Options is a setting in the Windows Control Panel, under the Hardware and Sound category. It allows users to adjust their power plan and power settings on their computer. What is Power Saver?

Related information. The pictures below are examples of what the Power Options windows looks like in different versions of Windows.

How do I use Windows 10's power settings?

With a range of power settings, you can tailor your computer's power management to suit your individual needs. Here is a guide to Windows 10's power options, and how to make use of them. To access power options, click on the Start button and then click on the gear icon to open the Settings app. Then, click on System > Power & Sleep.

How do I change Windows 10 power management settings?

To begin the power management process on a Windows 10 desktop, click the Change settings that are currently unavailable option on the home pane. Then, click Change plan settings. To see the full scope of Windows 10 power management options, click Change advanced power settings.

How do I access power options in Windows 10?

There are multiple ways to access the Power Options in Windows 10. One of the easiest methods is to use the Start button: Right-click on the Start button and select Power Options from the list that pops up. In the window that opens, look for Additional power settings under Related Settings. You can find this towards the right side of the window.

Does Windows 10 have a Power Plan?

Windows 10 comes with three basic power plans, ranging from high performance to power saver. However, these power plans are not perfect. It is worth taking some time to create a custom power plan or customize existing ones to better suit your needs and usage style. Thankfully, it's relatively easy to do this.



How do I set up a Power Plan on Windows 10?

Right-click on the Start button and select Power Options from the list that pops up. In the window that opens, look for Additional power settings under Related Settings. You can find this towards the right side of the window. The Power Options menu will open. Now, you can either customize an existing power plan or create a new one from scratch.



Which are power options in the windows 10 operating system




Choose Default Operating System to Load at Startup in Windows 10

How to Change Operating System Name in Boot Options at Startup in Windows 10 If you have more than one operating system installed on your PC, then you will see a Choose an operation system (Windows Boot Manager) screen at startup with the name

How to Change Windows 10 Power Settings (3 Methods)

In this guide, I explain three methods to modify the Power settings on a Windows 10 PC. Option 1: Change Power Settings with Windows Settings To change Windows 10 power settings from Power & sleep settings: ...



Module 3: The Windows Operating System Quiz Answers

Explanation: The nslookup command was created to allow a user to manually query a DNS server to resolve a given host name. The ipconfig /displaydns command only displays previously resolved DNS entries. The tracert command was created to examine the path that packets take as they cross a network and can resolve a hostname by automatically ...

Operating System Not Found Windows 10-How to Fix It?

4 Methods to fix "Operating System not found" in Windows 10/11 According to the based possible reasons, here we rounded up 4 methods to help



you fix the "no operating system found" problem in Windows 11,10, 8, and 7. Now, let's get started: Method 1. Test



windows 10 operating system Flashcards by seth riley

Study windows 10 operating system flashcards from seth riley's Columbus University class online, or in Brainscape's iPhone or Android app. Learn faster with spaced repetition. if a user has windows 7 or 8 installed on their device they will receive a notification

Functions of Operating System

Introduction: System protection in an operating system refers to the mechanisms implemented by the operating system to ensure the security and integrity of the system. System protection involves various techniques to ...



How to manage Windows 10 Power Options in settings

To begin the power management process on a Windows 10 desktop, click the Change settings that are currently unavailable option on the home pane. Then, click Change ...



**2MW / 5MWh
Customizable**



How to Access Advanced Startup Options in Windows 11, 10, or 8 ...

Choose the boot option for System Recovery, Advanced Startup, Recovery, etc. On some Windows 11/10/8 computers, for example, pressing F11 starts System Recovery. What this option is called is configurable by your hardware maker, so the options mentioned here are just some that we've seen or heard.



10 Best Operating Systems for Laptops and Computers

When it comes to home use, traditional Windows and MAC OS are great options. At home, you don't need powerful OS especially for simple tasks like writing or browsing the web. For gaming, the Windows operating system is well optimized than that of MAC.

Remove "Choose an Operating System" in Windows 11/10

If you see the "Choose an operating system" screen when you start or restart your Windows 11 or Windows 10 computer, it means you have more than one Windows installed. This screen lets you pick which version of Windows you want to ...



There Are No Power Options Available In Windows 10 [SOLVED]

The upgrade procedure for the Windows 10 runs smoothly. But, I noticed, there is no shutdown, restart, Hibernate, and sleep options available in the menu of Power Options. When I click on the power icon there is a pop-up which displays 'there are currently no



What Are Power Options?

How to use Windows Power Options. Click the radio button next to your preferred power plan. Balanced conserves power whenever you are idle, and use more power only when you need faster performance. High ...



[What Are The Power Options In Windows 11/10](#)

In Windows, the power options consist of settings for the hardware and system. It includes sleep, the brightness of the screen, etc., which regulate the power consumption of computers. In this post, we will talk about all the power options in Windows 11/10

[Change the power mode for your Windows PC](#)

If you can't set the power mode in Power & battery settings, open Control Panel, select System and Security > Power Options, then choose a Balanced power plan. Learn how to change the ...



17 common Windows 10 problems and how to fix ...

Even though Windows 10 is known as one of Microsoft's more stable releases, sometimes users of the operating system find it troublesome to update to the latest Windows 10 update available. Unfortunately, not all users ...



Windows Operating System Fundamentals Session 1: Post ...

Which options in the window 10 operating system? Choose three answers Create a power plan Choose what the power button does Choose when to turn off the display Which are the two types of profile for Windows 10 . Local Roaming Toolbars can be added to



Understand Windows power options and configure them to your ...

If you are a PC user and you have Microsoft Windows (in any of its versions) as your operating system, most likely you have had to deal with power options on some occasion; Despite this, most users do not use them for anything other than configuring how long it takes for the monitor to turn off when you are not using the PC and little else, but you can get much ...

How to manage Windows 10 Power Options in settings

Begin by reviewing the power options and typical default settings for Windows 10 desktops. For example, the primary Power Options pane on the home page manages time intervals to turn off the display and to put the PC to sleep (Figure 1). Figure 1. Time intervals




Boot to Advanced Startup Options in Windows 10 , Tutorials

Option One: Boot to Advanced Startup Options from Settings in Windows 10 Option Two: Boot to Advanced Startup Options from Power Menu (Shift+Restart) Option Three: Boot to Advanced Startup Options from "Choose an operating system" Option Four: Boot to Advanced Startup Options from Recovery Drive



[A Guide to Windows 10's Power Options](#)

There are multiple ways to access the Power Options in Windows 10. One of the easiest methods is to use the Start button: Right-click on the Start button and select Power Options from the list that pops up. In the window that opens, look for Additional power settings under Related Settings. under Related Settings.



Nominal Capacity
280Ah
Nominal Energy
50kW/100kWh
IP Grade
IP54



[How to manage power settings on Windows 11](#)

You can adjust various power options to make the most out of every bit of energy, and here's how on Windows 11. When you purchase through links on our site, we may earn an affiliate commission

How to Fix "There Are Currently No Power Options

Follow all on-screen instructions to resolve issues the Power troubleshooter detects. Check the Local Group Policy Editor If your computer runs the Pro edition of Windows 10 or 11, there's a group policy setting that could block access to your PC's power options.





Change Default Operating System to Run at Startup in Windows 11

This tutorial will show you how to change the default operating system to run at startup in Windows 10 and Windows 11. If you have more than one operating system installed on your computer, you will see a boot options menu at startup to Choose an operating system. The default boot entry is the



Chapter 13 Operating System Basics Quiz w/ explanations

In Windows 10/11, when you click the Start button, a power icon is displayed on the lower left or lower right in Windows 11. From the power icon, you can sleep, reboot, or shut down the operating system. There is no command named turnoff. Turning the power



Operating System

Operating System - Microsoft Windows 10 - Download as a PDF or view online for free
Operating System STEP 10.3 : Use the "Version" drop- down menu and select the Windows 10 option and Click the Continue button. o Select the file option to download the

[How to open and use Windows 10 Settings](#)

Windows 10 Settings allow users to customize and configure the operating system as they need. We will now go through all the sections and settings in detail. 1. System The System Settings





How to Fix the Dual Boot Option Not Showing in ...

Windows 10's Advanced System Settings window allows you to select the default operating system to boot into. It can also display a list of operating systems and recovery options during a restart. Configuring these ...



How Operating Systems Work

The operating system controls every task your computer carries out and manages system resources to optimize performance. The first task, managing the hardware and software resources, is very important, as various programs and input methods compete for the attention of the central processing unit (CPU) and demand memory, storage and input/output (I/O)

...



Lower cost larger system

Verified Supplier

20kwh
30kwh


HP PCs

You can choose a Windows power plan to reduce the amount of power your computer uses, maximize performance, or balance the two. In addition, this document provides methods for shutting down your computer, using various ...

Windows 11 vs. Windows 10: What's the Difference?

Microsoft's Windows 11 and Windows 10 operating systems are both solid choices for modern computers. We took a deep look at both to find out which Windows operating system is the best choice for you. Fortunately, Windows 11 does offer customization options that allow for the taskbar and Start Menu alignments to be moved to the left (this still doesn't make ...





How to Change Windows 10 Power Settings (3 Methods)

In this guide, I explain three methods to modify the Power settings on a Windows 10 PC. Option 1: Change Power Settings with Windows Settings
To change Windows 10 power ...

Contact Us

For catalog requests, pricing, or partnerships, please visit:
<https://vdbconstruction.co.za>