

# Wind power generation development trend chart





## Overview

---

How did wind power grow in 2022?

In 2022 wind electricity generation increased by a record 265 TWh (up 14%), reaching more than 2 100 TWh. This was the second highest growth among all renewable power technologies, behind solar PV.

Which countries generate the most wind energy in 2022?

Wind remains the leading non-hydro renewable technology, generating over 2 100 TWh in 2022, more than all the others combined. China was responsible for almost 40% of wind generation growth in 2022, followed by the United States at 22%.

Is the wind industry entering a new era of accelerated growth?

The report finds the wind industry is entering a new era of accelerated growth driven by increased political ambition, manifested in the historic COP28 adoption of a target to triple renewable energy by 2030. Looking forward, the report makes it clear that there is plenty to do to deliver on the increased ambition.

How much wind power will be generated in 2023-2030?

Aligning with the wind power generation level of about 7 400 TWh in 2030 envisaged by the Net Zero Scenario calls for average expansion of approximately 17% per year during 2023-2030.

Will 2023 be the best year for new wind energy?

The global wind industry installed a record 117GW of new capacity in 2023, making it the best year ever for new wind energy, finds this year's Global Wind Report from the Global Wind Energy Council.

How do wind farms produce energy?



The previous section looked at the energy output from wind farms across the world. Energy output is a function of power (installed capacity) multiplied by the time of generation. Energy generation is therefore a function of how much wind capacity is installed.



## Wind power generation development trend chart



### Wind energy in Europe: 2023 Statistics and the outlook ...

Europe installed 18.3 GW of new wind power capacity in 2023. The EU-27 installed 16.2 GW of this, a record amount but only half of what it should be building to meet its 2030 climate and energy targets. 79% of the ...

### Renewable Energy Facts & Statistics , Scottish Renewables

Chart 2: Total Installed Capacity of Renewable Electricity in Scotland 2009-2022. Source: Historic Regional Statistics and Department for Energy Security and Net Zero Energy Trends. Chart 3 ...




### Onshore wind power generation in the Sustainable Development ...

Onshore wind power generation in the Sustainable Development Scenario, 2000-2030. Last updated 2 Jun 2020. Download chart. Cite Share. IEA (2020),, IEA, Paris ...



### [Renewable energy statistics 2024](#)

The International Renewable Energy Agency (IRENA) produces comprehensive, reliable datasets on renewable energy capacity and use worldwide. Renewable energy statistics 2024 provides ...



### Current status and development trend of wind power generation ...

The hydrogen production technology by wind power is an effective mean to improve the utilization of wind energy and alleviate the problem of wind power curtailment. First, the basic principles ...

### Wind Market Reports: 2023 Edition , Department of ...

The Land-Based Wind Market Report: 2023 Edition provides an overview of trends in the U.S. wind power market, with a particular focus on the year 2022. This report primarily focuses on land-based, is the potential generating ...



### Current status and development trend of wind power generation ...


The application of switched reluctance generator in the wind power generation system was proposed after 1990s. The research of switched reluctance motor started late and ...





## Wind Speed Resource and Power Generation Profile Report

Wind Speed Resource and Power Generation Profile Report v Offshore wind power production can be extremely variable in nature. For example, three week-long periods in early July are ...

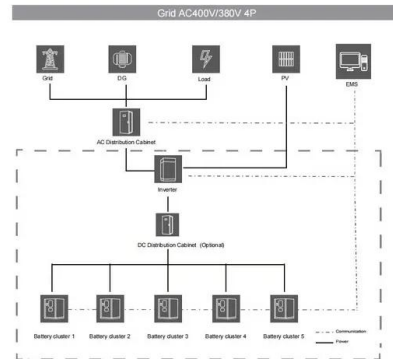


## Overview of Wind Power in China: Status and Future

Due to the rapid economic development in China, the conflict between the increasing traditional energy consumption and the severe environmental threats is more and ...

## A Decade of Growth in Solar and Wind Power: Trends ...

Present-day wind generation reflects these strong historical growth trends, as there is overlap with the highest wind-generating states in 2023. Figure 6: National wind capacity (GW) by year (2014



## Current status and development trend of wind power generation ...

development trend of wind power generation-based hydrogen production technology Zheng Li, Peng Guo, Ruihua Han and Hexu Sun Abstract The hydrogen production technology by wind ...



### Renewable Power Generation Costs in 2022

IRENA's global renewable power generation costs study shows that the competitiveness of renewables continued to improve despite rising materials and equipment costs in 2022.



### **Research and Development of Wind Power Generation Technologies**

R& D Item [1] Research and Development of Offshore Wind Power Generation Technologies. The results of this project will lead to the development of low-cost, highly ...

### 2024 Wind Energy Outlook: Key Trends & Growth

Looking Ahead: Bright Future of Wind Power. GWEC projects a bullish future for wind power, with an expected average annual growth rate exceeding 9% over the next five ...



### **Public Electricity Generation 2023: Renewable Energies ...**

Wind power was once again the most important source of electricity in 2023, contributing 139.8 terawatt hours (TWh) or 32% to public net electricity generation. This was 14.1% higher than the previous year's ...



### Overview of the development of offshore wind power generation ...

Targeting at the reduction of LCOE, large-scale wind turbines have become the main development trend of wind power generation technology worldwide [83]. Apart from the ...



### Wind

The amount of electricity generated by wind increased by 265 TWh in 2022 (up 14%), the second largest growth of all power generation technologies. Wind remains the leading non-hydro renewable technology, generating over 2 100 ...

### Annual percentage change in wind energy generation

Annual percentage change in wind power consumption. Figures are based on gross generation and do not account for cross-border electricity supply. Source. Energy Institute - Statistical Review of World Energy (2024) - ...



### Global Wind Report 2024

The report highlights increasing momentum on the growth of wind energy worldwide: Total installations of 117GW in 2023 represents a 50% year-on-year increase from 2022; 2023 was a year of continued global growth - 54 ...



## The Current Status and Development Trend of Wind Power Generation

5. The Development Trend of Wind Power Generation With the constant utilization and development of wind power resources, the industry of wind power generation in countries ...



## Recent Development and Future Perspective of Wind Power Generation ...

The expansion of wind energy has progressed rapidly in recent years. Since 2014, the installed capacity has almost tripled globally. In 2023, the installed capacity ...

## Executive summary - Electricity 2024 - Analysis

Nevertheless, coal-fired generation in China will be influenced significantly by the pace of the economy's rebalancing, hydropower trends, and bottlenecks in integrating renewables into the ...



## Wind power policies in China: Development themes, evaluation, ...

Compared with nontraditional power generation forms such as hydropower, nuclear power, and photovoltaic power generation, wind power has the lowest average carbon ...



### Electricity generation costs 2023

Power CCUS and power BECCS \_\_\_\_\_ 18 Nuclear technologies \_\_\_\_\_ 18 o Commissioned an external provider in 2020 to review assumptions for onshore wind and large-scale solar ...



### **Wind power generation: A review and a research agenda**

Wind is considered an attractive energy resource because it is renewable, clean, socially justifiable, economically competitive and environmentally friendly (Burton et al., ...

### **5 charts that show how renewable energy generation has soared**

A new generation of wind, solar and hydro power plants will add to green capacity. The trend towards renewable energy should quickly shift the balance in favour of ...



### **Review of the Development of Innovative Wind Power Generation**

At present, the global offshore wind power is accelerating its expansion from near sea to deep sea. The application scenarios of wind power are becoming more diverse. However, the large ...



[WWEA Annual Report 2023: Record Year for ...](#)

Repowering, i.e. replacing old and smaller wind turbines by newer, larger and more efficient machines, is an important option for further increasing wind power generation with enormous potential. WWEA has ...




**Global growth in offshore wind turbine technology**

Abstract Due to the commissioning of floating wind units, the latest technological developments, significant growth, and improvements in turbines, developments in offshore ...

[Wind energy industry in the UK](#)

Digital & Trend reports. Annual wind power generation for electricity and heat in the United Kingdom (UK) from 2000 to 2023 (in gigawatt hours) Capacity of the largest onshore wind power



**Overview of Current Situation and Trend of Offshore Wind Power**

Power Generation Technology >> 2024, Vol. 45 >> Issue (1): 1-12. DOI: 10.12096/j.2096-4528.pgt.23093 o New Energy o Next Articles Overview of Current Situation and Trend of ...



Modern renewable energy generation by source

Hydropower generation. Hydropower generation by region. Installed geothermal energy capacity. Installed solar energy capacity. Installed wind energy capacity. International finance received for clean energy. Investment in renewable ...



- IP65/IP55 OUTDOOR CABINET
- OUTDOOR MODULE CABINET
- OUTDOOR ENERGY STORAGE CABINET
- 19 INCH

## Contact Us

---

For catalog requests, pricing, or partnerships, please visit:  
<https://vdbconstruction.co.za>